



TECHNICAL MANUAL SCREW FASTENING INTERIOR FINISHING







TABLE OF CONTENTS

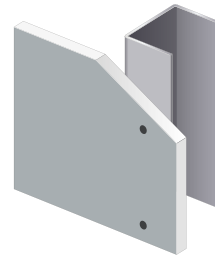
1.	Overview	4
	• Drywall boards to metal substructure	4
	• Drywall boards to wood substructure	4
	• Fibre boards to wood or metal substructure	5
	• Hard boards to wood or metal substructure	5
	• Cement boards to wood or metal substructure	5
	• Drywall boards to drywall boards	6
	• Acoustic boards to metal substructure	6
	• Wood boards to metal substructure	6
	• Wood boards to wood substructure	7
	• Metal framing	8
	• Wire lath to metal substructure	9
	• Door framing	9
2.	Features of interior finishing screws	10
	• Head shapes	10
	• Screw drive / Recess type	11
	• Types of threads	12
	• Types of screw points	13
	• Hilti drywall screw nomenclature	14
3.	Corrosion Protection	16
4.	Screw Pages	20
5.	Overview of tools and accessories	66

1. OVERVIEW







Drywall boards to metal substructure

Thickness of metal substructure ≤ 0.88 mm







Description	Screw	Page
S-DS 01 B		22
S-DS 01 Z		24
S-DS 01 Y		26
S-DS 02 Z		30

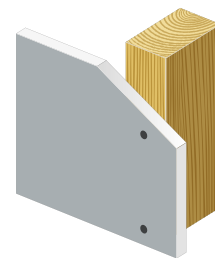


Thickness of metal substructure







S-DD 01 B		27
S-DD 01 Z		28
S-DD 01 Y		29
S-DD 06 C		38
S-DD 10 Z		41
S-DD 10 C		42


Drywall boards to wood substructure

Description	Screw	Page
S-DS 02 Z		30
S-DS 03 B		31
S-DS 03 Z		32
S-DS 03 S		33
S-DD 10 Z		41
S-DD 10 C		42







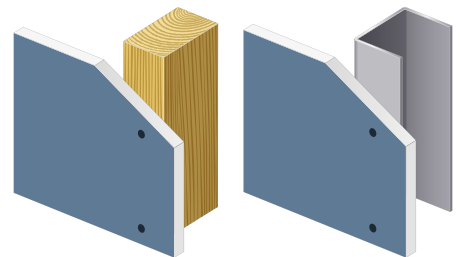
Fibre boards to wood or metal substructure

Description	Screw	Page
S-DS 10 Z		40
S-DS 14 B		43
S-DS 14 Z		44
S-DS 02 Z		30
S-DD 10 Z		41
S-DD 10 C		42






Hard boards to wood or metal substructure

Description	Screw	Page
S-DD 01 B		27
S-DD 01 Z		28
S-DD 10 C		42
S-DS 20 B		46




Cement boards to wood or metal substructure

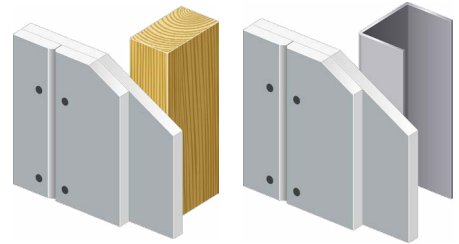
Description	Screw	Page
S-DD 10 C		42
S-WD 11 Z		65




OVERVIEW

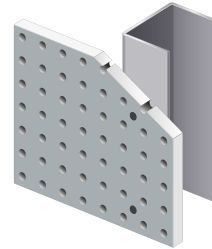
Drywall boards to drywall boards

Description	Screw	Page
S-DS 04 B		34








Acoustic boards to metal substructure

Description	Screw	Page
S-DS 16 B		45



Wood boards to metal substructure

Description	Screw	Page
S-DD 10 C		42
S-WD 11 Z		65
S-WS 12 Z		60
S-WS 13 Z		61













Wood boards to wood substructure



Description	Screw	Page
S-DD 10 C		42
S-WS 03 Z		53
S-WS 04 B		54
S-WS 08 Z		55
S-WS 08 C		56
S-WS 08 S		57
S-WS 11 Z		58
S-WS 11 Y		59
S-WS 12 Z		60
S-WS 13 Z		61
S-WS 16 S		62
S-WS 22 C		63
S-WS 55 Z		64





OVERVIEW

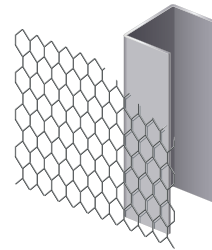
Metal framing

Description	Screw	Page
Self-drilling screws		
S-DD 02 Z		47
S-DD 03 Z		48
S-DD 03 Z LH		49
S-DD 06 C		38
S-DD 07 Z		50
S-DD 08 Z		51
Stitch point screws		
S-DS 05 B		35
S-DS 06 Z		36
S-DS 06 C		37
S-DS 07 Z		39




Wire lath to metal substructure

Description	Screw	Page
S-DD 03 Z		48
S-DD 03 Z LH		49
S-DD 06 C		38
S-DS 06 C		37



Door framing

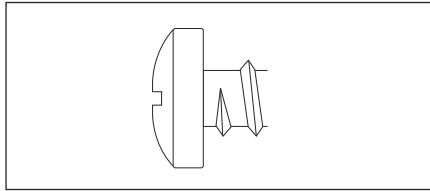
Description	Screw	Page
S-MD 03 PZ		52



2. FEATURES OF INTERIOR FINISHING SCREWS

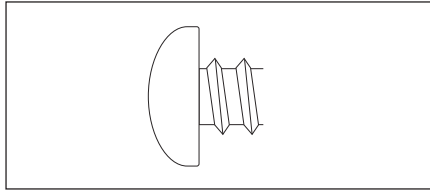
Head shapes

The oval head has a large bearing surface so that higher pull-over values can be obtained.



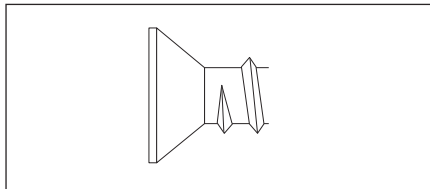
Oval head

The diameter of a pan head is somewhat smaller than that of an oval head. The pan head is used primarily for fastening metal to metal.



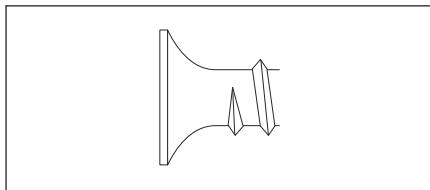
Pan head

The countersunk head is for fastenings where the screw head may not protrude above the surface.



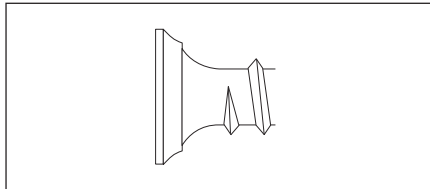
Countersunk head

The bugle head is used when fastening drywall panels (plasterboard, gypsum panels, etc.) to metal or timber framing.



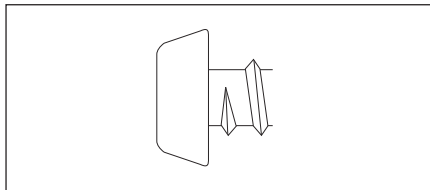
Bugle head

This is a special form of bugle head for fastening hard drywall panels (plasterboard, gypsum panels, etc.).



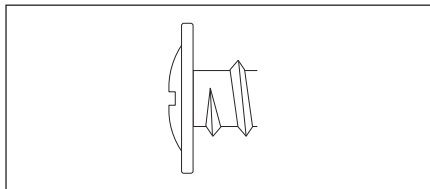
Double-countersunk head

This head is used for metal-to-metal fastenings, such as drywall tracks, metal framing members, etc.



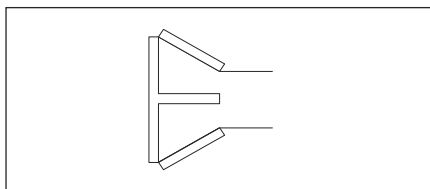
Framing head

The wafer head is used to fasten lightweight panels to metal framing members. The large bearing surface and the large diameter of the screw head ensure that the required pull-over values are obtained.



Wafer head

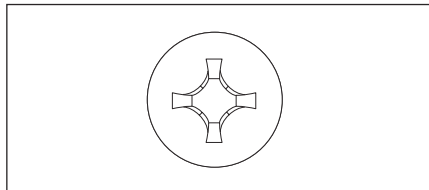
This head is for fastenings in timber and fiberboard panels. The screw head sinks itself into the material being fastened and also keys to prevent the screw from working loose.



Ribbed-countersunk head

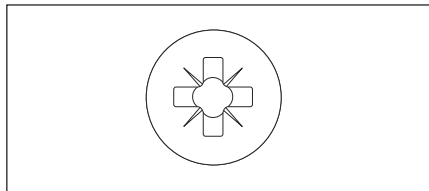
Screw drive / Recess type

Standard drive recesses for most drywall screws



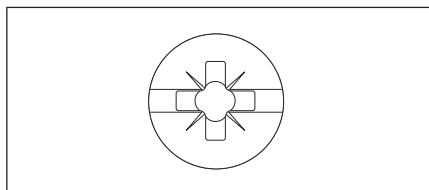
Phillips cross recess (PH)

Head drive recess for wood screws



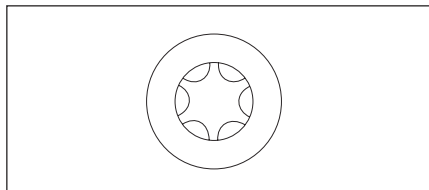
Pozidrive cross recess (PZ)

Pozidrive cross recess with an additional slot for a screwdriver; a head drive recess for wood screws



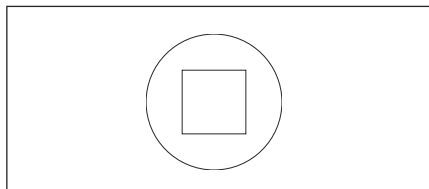
Combination of Pozidrive and cross recess

Head drive recess for tapping screws and wood screws



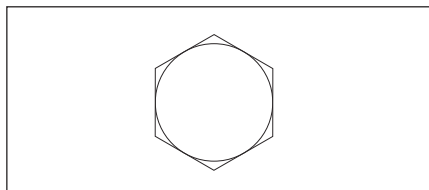
Torx (TX)

Square head for wood screws in HNA



Square (SQ)

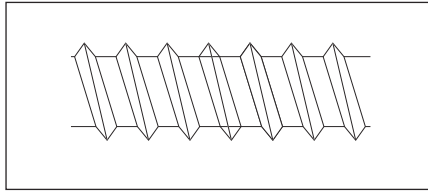
Hexagon head for wood screws



Hexagon head (HEX)

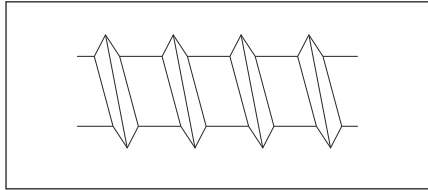
Types of threads

The most widely used thread shape for fastening drywall panels to metal framing metal substructure. This kind of thread enables high pull-out values to be obtained in thin metal. (Specified according to DIN 18 182, part 2)



fine thread
(single or double lead)

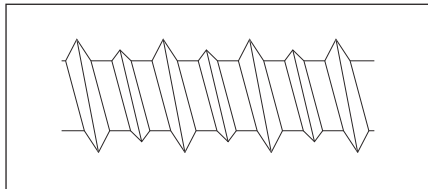
This kind of thread is used primarily for fastenings in timber (wood). Consequently, it has a taper point. This combination makes it possible for a low screw driving torque to be used and a good pull-out value to be obtained in timber (wood). (Specified according to DIN 7998)



Coarse thread

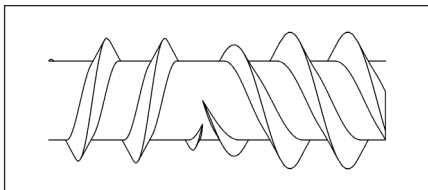
The HI-LO thread is suitable for avoiding problems, such as thread stripping when fastening in plastics. Further advantages are:

- High pull-out values
- Little tendency to cause splitting
- Optimal screw driving times
- High over-tightening torque



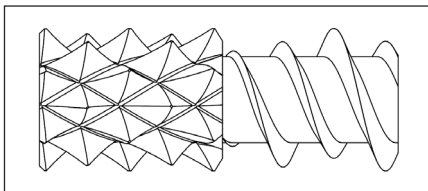
HI-LO thread
(double-lead thread with high and low turns)

This kind of thread is used primarily for fastening hardboards and fibreboards. The counterthread eliminates creation of gypsum bumps on the board's surface.



Counterthread

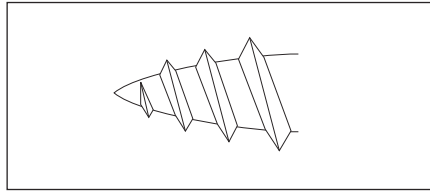
It removes excessive gypsum in order to eliminate bumps on the board's surface when the screw penetrates the board.



Pineapple with HI-LO thread

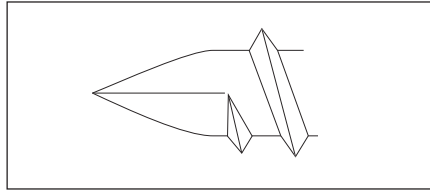
Types of screw points

The S point or tapered point is used primarily when fastening in plastic or lightgauge metal framing members up to max. 0.8 mm thickness.
Main field of application: Drywall fastening



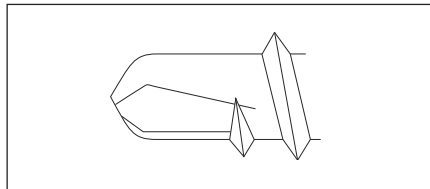
S point
(stitch)

This is a special point for wood-to-wood fastenings. The nail point makes it easier for the screw to be positioned with pinpoint accuracy. Also, it breaks wood fibers during penetration and thus hardly splits wood battens, laths, etc.



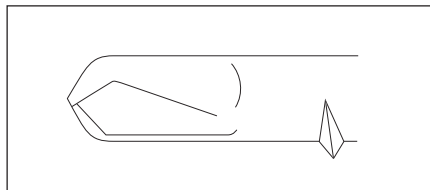
Nail point

The drill point drills the screw's own root (minor) diameter. Afterwards, the screw taps its own thread in the framing steel. In view of these features, this point is used primarily for steel thicker than 1 mm.



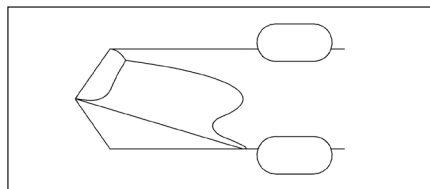
Drill point

This is a special point for screws for window installation. Its extended drill point ensures that thread tapping does not begin until the root hole (minor) diameter has been drilled in multi-layer frames / sections.



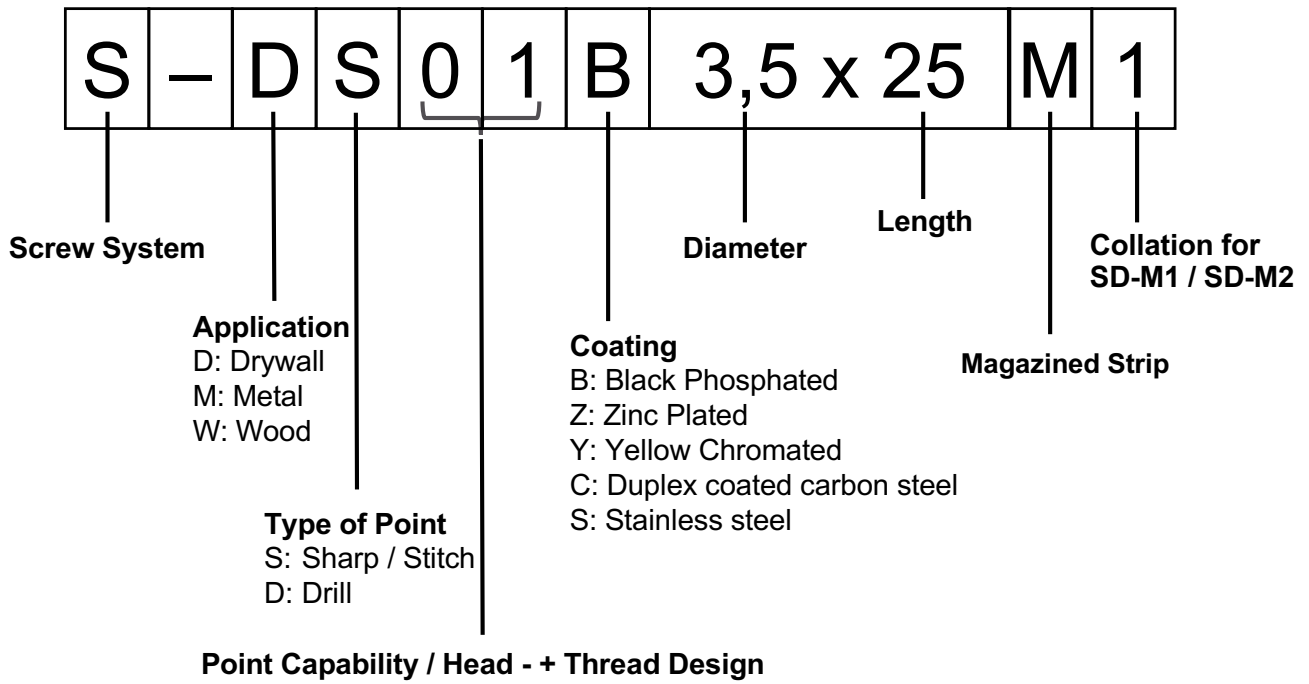
Pilot point

Wing tips on a screw enlarge the diameter of the hole in the board. The wings snap off when the screw comes up against a steel substructure.



Wing tip

HILTI DRYWALL SCREW NOMENCLATURE



3. CORROSION PROTECTION

With the objective to supply reliable and durable products, Hilti is constantly active in the development of methods of corrosion protection suitable for use with screws and fastening systems.

To evaluate the risk of corrosion, it is essential to assess the interaction between environmental conditions, material properties, material combinations and design characteristics.

To understand this interaction, you would need to consider the following influencing factors to atmospheric corrosion:

- **Humidity:** Humidity is a requirement for all atmospheric corrosion reactions.
- **Temperature:** The higher the temperature, the higher the rate of corrosive attack.
- **Salt:** Salt-laden air near the sea coast and the salt used for de-icing in winter accelerate corrosion.
- **Industrial pollution:** The high content of Sulphur dioxide accelerates corrosive reactions.
- **Galvanic (contact) corrosion:** This form of corrosion is caused by the contact of dissimilar metals (where one metal is less noble than the other).

Corrosion protection systems used by Hilti for screws

Hilti currently offers three different corrosion protection solutions that are adapted according to how the products are to be used and the applicable ambient conditions:

Phosphating and oiling gives screws a black appearance. Its manufacturing costs are relatively low and it ascertains good screw driving behavior. However, bear in mind that it is not considered as a corrosion protection coating. Corrosion protection of black phosphated screws is assured by a layer of oil.

Galvanic zinc plated carbon steel

The thickness of the zinc layer is between 4 and 15 µm, depending on the type of screw. The steel is protected from corrosion by sacrificial corrosion of the zinc, which is a base metal (i.e. not a noble metal). The zinc layer dissolves during the course of this protective procedure. The period of time until the steel begins to rust is thus defined by the rate at which the zinc corrodes.

Duplex-coated carbon steel

A duplex coating system is a corrosion protection system consisting of galvanizing (see above) in combination with other coatings. The galvanizing and the additional coating work together as a protective system. The coating protects the zinc layer from the effects of the atmosphere and chemical influences, thereby reducing the rate of corrosion. This increases the life of the screw, making its use possible in corrosive atmospheres.

A2 grade stainless steel

A2 stainless steel is an austenitic, acid-resistant CR-Ni steel with a low carbon content. Its high chromium content leads to formation of an oxide layer which provides a high level of corrosion protection. In situations where the oxide layer is destroyed it usually reforms if oxygen and moisture are present.

TEST PROCEDURES OF CORROSION PROTECTION

Salt spray test (DIN EN ISO 9227)

The salt spray test checks the effectiveness of protection against corrosion and quickly identifies defects, flaws, etc. in metal platings. Screws are placed in a test chamber with a temperature of about 35°C in which they are sprayed constantly with a salt solution (usually sodium chloride).

The test chamber has a volume of at least 400 liters and the walls are lined with a corrosion-resistant material to ensure that the test results are not influenced by other factors.

The duration of the test depends on the type and thickness of the coating on the screw and the coating's corrosion resistance, and may vary between 6 hours and more than 1000 hours.

Hilti requirements are tested according to DIN 50021-SS. Hilti screws in Europe and RoW have the following life expectancies results (in hours).

- | | |
|--|---------------|
| • B – Galvanized (phosphated) | ≥ 24 hours |
| • Z – Zinc chromated (galvanized carbon steel) | ≥ 48 hours |
| • Y – Yellow chromated | ≥ 48 hours |
| • C – Duplex coated carbon steel | ≥ 1 000 hours |
| • S – A2 grade stainless steel | ≥ 1 440 hours |

ENVIRONMENT CATEGORIES

Applications can be classified in various environment categories, taking the following main factors into account:

Indoor applications



Dry indoor environments

(heated or air-conditioned areas) without condensation, e.g. office buildings, schools



Indoor environments with temporary condensation

(unheated areas without pollutants), e.g. storage sheds

Outdoor applications



Outdoor, rural or urban environment with low pollution

Large distance (> 10 km) from the sea



Outdoor, rural or urban environment with moderate concentration of pollutants

and/or salt from sea water. Distance from the sea 1-10 km



Coastal areas

Distance from the sea < 1 km



Outdoor, areas with heavy industrial pollution

Close to plants < 1 km (e.g. petrochemical, coal industry)



Close proximity to roadways treated with de-icing salts,

Distance from roadways < 10 m

Special applications



Special applications

Areas with special corrosive conditions, e.g. road tunnels with de-icing salt, indoor swimming pools, special applications in the chemical industry (exceptions possible).



Important notes

The ultimate decision on the required corrosion protection must be made by the customer. Hilti accepts no responsibility regarding the suitability of a product for a specific application, even if informed of the application conditions.

The tables are based on an average service life for typical applications. For metallic coatings, e.g. zinc layer systems, the end of lifetime is the point at which red rust is visible over a large fraction of the product and widespread structural deterioration can occur – the initial onset of rust may occur sooner. National or international codes, standards or regulations, customer and/or industry specific guidelines must be independently considered and evaluated.

These guidelines apply to atmospheric corrosion only. Special types of corrosion, such as crevice corrosion or hydrogen assisted cracking must be independently evaluated.









The tables published in this brochure describe only a general guideline for commonly accepted applications in typical atmospheric environments. Suitability for a specific application can be significantly affected by localized conditions, including but not limited to:

- Elevated temperatures and humidity
- High levels of airborne pollutants
- Direct contact with corrosive products, such as found in some types of chemically-treated wood, waste water, concrete additives, cleaning agents, etc.
- Direct contact to fresh / young concrete (less than 28 days old)
- Electrical current
- Contact with dissimilar metals
- Confined areas, e.g. crevices
- Physical damage or wear
- Extreme corrosion due to combined effects of different influencing factors
- Enrichment of pollutants on the product

ENVIRONMENT CATEGORIES

The following tables provides a general guideline for the most common screw fastening applications. The appropriate corrosion protection for each fastening material is shown based on the typical atmospheric environments (see notes).

Screws	S-DS B S-DD B	S-DS Z S-DD Z S-DS Y S-DD Y	S-DS C S-DD C S-WS C	S-DS S S-WS S
Coating/Material	Phosphated carbon steel	Galvanic zinc plated carbon steel	Duplex-coated carbon steel	A2 stainless steel

Environmental conditions	Fastened part				
 Dry indoor	Steel (zinc-coated, painted), aluminium, stainless steel	■	■	■	■
 Indoor with temporary condensation	Steel (zinc-coated, painted), aluminium, stainless steel	—	—	■	■
 Outdoor with low pollution	Steel (zinc-coated, painted), aluminium, stainless steel	—	—	□ ²⁾ —	■
 Outdoor with moderate concentration of pollutants	Steel (zinc-coated, painted), aluminium, stainless steel	—	—	□ ²⁾ —	■
 Coastal areas	Steel (zinc-coated, painted), aluminium, stainless steel	—	—	—	—
 Outdoor, areas with heavy industrial pollution	Steel (zinc-coated, painted), aluminium, stainless steel	—	—	—	—
 Close proximity to roads	Steel (zinc-coated, painted), aluminium, stainless steel	—	—	—	—
 Special applications	Steel (zinc-coated, painted), aluminium, stainless steel	—	—	—	—

- = expected lifetime of fasteners made from this material is typically satisfactory in the specified environment based on the typically expected lifetime of a building. The assumed service life in ETA approvals for screw fasteners is 25 years.
- ²⁾ = a decrease in the expected lifetime of non-stainless fasteners in these atmospheres must be taken into account (≤ 25 years). Higher expected lifetime needs a specific assessment.
- = fasteners made from this material are not suitable in the specified environment. Exceptions need a specific assessment

4. SCREW PAGES

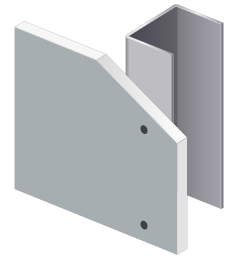




S-DS 01 B


Application:

Drywall boards to metal substructure ≤ 0.88 mm



Technical data:

Screw design	Stitch point - Fine thread - Bugle head
Screw drive / recess type	PH2
Material	Carbon steel
Coating	Phosphated
Penetration depth	Min. 10mm
Recommended rotation speed	4500 - 6000 rpm
Pull-out load	≥ 450 N
Standard	EN 14566
Environmental conditions	



Single screws

Tensile strength and shear strength values of single screws can be applied to collated screws too.

Description	Length L [mm]	Diameter D [mm]	Drilling capacity (DC)	Min. failure torque [Nm]	Pkg. quantity	Tensile strength [kN]	Shear strength [kN]	Item no.
S-DS 01 B 3,5x25	25	3.5	0.60 - 0.88	≥ 2.8	1000	3.8	2.3	2007245
S-DS 01 B 3,5x35	35	3.5	0.60 - 0.88	≥ 2.8	1000	3.8	2.3	2007246
S-DS 01 B 3,5x41	41	3.5	0.60 - 0.88	≥ 2.8	1000	3.8	2.3	2007247
S-DS 01 B 3,5x45	45	3.5	0.60 - 0.88	≥ 2.8	1000	3.8	2.3	2007248
S-DS 01 B 3,5x55	55	3.5	0.60 - 0.88	≥ 2.8	500	3.8	2.3	2007249
S-DS 01 B 4,2x70	70	4.2	0.60 - 0.88	≥ 3.4	300	7.1	4.1	2007710
S-DS 01 B 4,2x80	80	4.2	0.60 - 0.88	≥ 3.4	250	7.1	4.1	2007711
S-DS 01 B 4,8x90	90	4.8	0.60 - 0.88	≥ 3.6	250	8.6	5.1	2007712
S-DS 01 B 4,8x100	100	4.8	0.60 - 0.88	≥ 3.6	100	8.6	5.1	2007713
S-DS 01 B 4,8x110	110	4.8	0.60 - 0.88	≥ 3.6	100	8.6	5.1	2007714
S-DS 01 B 4,8x120	120	4.8	0.60 - 0.88	≥ 3.6	100	8.6	5.1	2007715
S-DS 01 B 4,8x130	130	4.8	0.60 - 0.88	≥ 3.6	100	8.6	5.1	2007716
S-DS 01 B 4,8x140	140	4.8	0.60 - 0.88	≥ 3.6	100	8.6	5.1	2007717

Collated screws for SMD 57

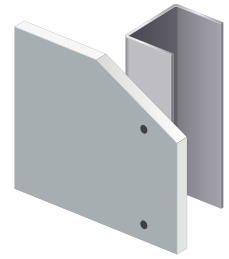
Description	Length L [mm]	Diameter D [mm]	Drilling capacity (DC)	Min. failure torque [Nm]	Pkg. quantity	Item no.
S-DS 01 B 3,5x25 M	25	3.5	0.60 - 0.88	≥ 2.8	1000	2007779
S-DS 01 B 3,5x35 M	35	3.5	0.60 - 0.88	≥ 2.8	1000	2007780
S-DS 01 B 3,5x38 M	38	3.5	0.60 - 0.88	≥ 2.8	1000	2095777
S-DS 01 B 3,5x41 M	41	3.5	0.60 - 0.88	≥ 2.8	1000	2007781
S-DS 01 B 3,5x45 M	45	3.5	0.60 - 0.88	≥ 2.8	1000	2007782
S-DS 01 B 3,5x55 M	55	3.5	0.60 - 0.88	≥ 2.8	1000	2007783

Collated screws for SD-M 1 and SD-M 2

Description	Length L [mm]	Diameter D [mm]	Drilling capacity (DC)	Min. failure torque [Nm]	Pkg. quantity	SD-M 1	SD-M 2	Item no.
S-DS 01 B 3,5x25 M1	25	3.5	0.60 - 0.88	≥ 2.8	1000	■	■	2134608
S-DS 01 B 3,5x25 M1 (10')	25	3.5	0.60 - 0.88	≥ 2.8	10000	■	■	2071046
S-DS 01 B 3,5x35 M1	35	3.5	0.60 - 0.88	≥ 2.8	1000	■	■	2134609
S-DS 01 B 3,5x35 M1 (10')	35	3.5	0.60 - 0.88	≥ 2.8	10000	■	■	2071047
S-DS 01 B 3,5x41 M1	41	3.5	0.60 - 0.88	≥ 2.8	1000		■	2131087
S-DS 01 B 3,5x45 M1	45	3.5	0.60 - 0.88	≥ 2.8	1000		■	2131088
S-DS 01 B 3,5x51 M1	51	3.5	0.60 - 0.88	≥ 2.8	1000		■	2131089

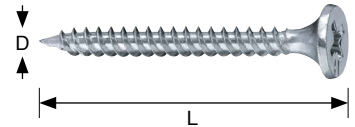
S-DS 01 Z

Application:
Drywall boards to metal substructure ≤ 0.88 mm



Technical data:

Screw design	Stitch point - Fine thread - Bugle head
Screw drive / recess type	PH2
Material	Carbon steel
Coating	Zinc plated
Penetration depth	Min. 10mm
Recommended rotation speed	4500 - 6000 rpm
Pul-out load	≥ 450 N
Standard	EN 14566
Environmental conditions	



Single screws

Tensile strength and shear strength values of single screws can be applied to collated screws too.

Description	Length L [mm]	Diameter D [mm]	Drilling capacity (DC)	Min. failure torque [Nm]	Pkg. quantity	Tensile strength [kN]	Shear strength [kN]	Item no.
S-DS 01 Z 3,5x25	25	3.5	0.60 - 0.88	≥ 2.8	1000	3.8	2.3	2007718
S-DS 01 Z 3,5x35	35	3.5	0.60 - 0.88	≥ 2.8	1000	3.8	2.3	2007719
S-DS 01 Z 3,5x45	45	3.5	0.60 - 0.88	≥ 2.8	1000	3.8	2.3	2007720
S-DS 01 Z 3,5x55	55	3.5	0.60 - 0.88	≥ 2.8	500	3.8	2.3	2007721

Collated screws for SMD 57

Description	Length L [mm]	Diameter D [mm]	Drilling capacity (DC)	Min. failure torque [Nm]	Pkg. quantity	Item no.
S-DS 01 Z 3,5x22 M	22	3.5	0.60 - 0.88	≥ 2.8	1000	2056545
S-DS 01 Z 3,5x25 M	25	3.5	0.60 - 0.88	≥ 2.8	1000	2007788
S-DS 01 Z 3,5x35 M	35	3.5	0.60 - 0.88	≥ 2.8	1000	2007789
S-DS 01 Z 3,5x45 M	45	3.5	0.60 - 0.88	≥ 2.8	1000	2007790
S-DS 01 Z 3,5x55 M	55	3.5	0.60 - 0.88	≥ 2.8	1000	2007791

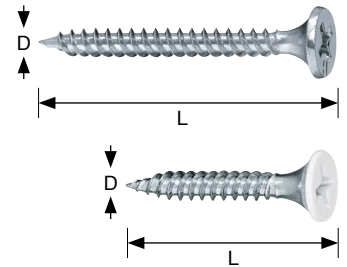
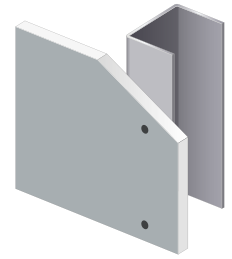
Collated screws for SD-M 1 and SD-M 2

Description	Length L [mm]	Diameter D [mm]	Drilling capacity (DC)	Min. failure torque [Nm]	Pkg. quantity	SD-M 1	SD-M 2	Item no.
S-DS 01 Z 3,5x25 M1	25	3.5	0.60 - 0.88	≥ 2.8	1000	■	■	2071048
S-DS 01 Z 3,5x35 M1	35	3.5	0.60 - 0.88	≥ 2.8	1000	■	■	2131182
S-DS 01 Z 3,5x41 M1	41	3.5	0.60 - 0.88	≥ 2.8	1000		■	2131183
S-DS 01 Z 3,5x45 M1	45	3.5	0.60 - 0.88	≥ 2.8	1000		■	2133723
S-DS 01 Z 3,5x51 M1	51	3.5	0.60 - 0.88	≥ 2.8	1000		■	2133724

S-DS 01 Z

Application:

Drywall boards to metal substructure ≤ 0.88 mm



Technical data:

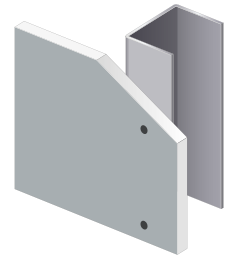
Screw design	Stitch point - Fine thread - Bugle head
Screw drive / recess type	PH2
Material	Carbon steel
Coating	Zinc plated
Penetration depth	Min. 10mm
Recommended rotation speed	4500 - 6000 rpm
Pul-out load	≥ 450 N
Standard	EN 14566
Environmental conditions	

Single screws - MO Japan

Description	Length L [mm]	Diameter D [mm]	Drilling capacity (DC)	Min. failure torque [Nm]	Pkg. quantity	Tensile strength [kN]	Shear strength [kN]	Item no.
S-DS 01 Z 3,0x20	20	3.0	0.60 - 0.88	≥ 1.5	1000	-	-	286947
S-DS 01 Z 3,0x20 PL03 (white head)	20	3.0	0.60 - 0.88	≥ 1.5	1000	-	-	286948
S-DS 01 Z 3,0x22	22	3.0	0.60 - 0.88	≥ 1.5	1000	-	-	228238
S-DS 01 Z 3,5x22	22	3.5	0.60 - 0.88	≥ 2.8	1000	3.8	2.3	286949
S-DS 01 Z 3,5x25	25	3.5	0.60 - 0.88	≥ 2.8	1000	3.8	2.3	228239
S-DS 01 Z 3,5x32	32	3.5	0.60 - 0.88	≥ 2.8	1000	3.8	2.3	228240

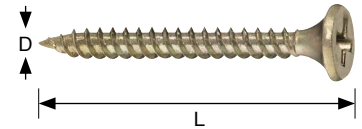
S-DS 01 Y

Application:
Drywall boards to metal substructure ≤ 0.88 mm



Technical data:

Screw design	Stitch point - Fine thread - Bugle head
Screw drive / recess type	PH2
Material	Carbon steel
Coating	Yellow chromated
Penetration depth	Min. 10mm
Recommended rotation speed	4500 - 6000 rpm
Pull-out load	≥ 450 N
Standard	EN 14566
Environmental conditions	



Single screws

Tensile strength and shear strength values of single screws can be applied to collated screws too.

Description	Length L [mm]	Diameter D [mm]	Drilling capacity (DC)	Min. failure torque [Nm]	Pkg. quantity	Tensile strength [kN]	Shear strength [kN]	Item no.
S-DS 01 Y 3,5x25	25	3.5	0.60 - 0.88	≥ 2.8	1000	3.8	2.3	2007722
S-DS 01 Y 3,5x35	35	3.5	0.60 - 0.88	≥ 2.8	1000	3.8	2.3	2007723
S-DS 01 Y 3,5x41	41	3.5	0.60 - 0.88	≥ 2.8	1000	3.8	2.3	2007724
S-DS 01 Y 3,5x55	55	3.5	0.60 - 0.88	≥ 2.8	500	3.8	2.3	2007725

Collated screws for SMD 57


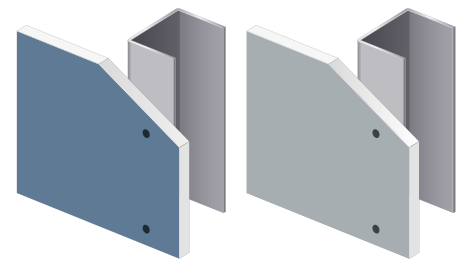
Description	Length L [mm]	Diameter D [mm]	Drilling capacity (DC)	Min. failure torque [Nm]	Pkg. quantity	Item no.
S-DS 01 Y 3,5X25 M	25	3.5	0.60 - 0.88	≥ 2.8	1000	2007784
S-DS 01 Y 3,5X35 M	35	3.5	0.60 - 0.88	≥ 2.8	1000	2007785
S-DS 01 Y 3,5X41 M	41	3.5	0.60 - 0.88	≥ 2.8	1000	2007786
S-DS 01 Y 3,5X45 M	45	3.5	0.60 - 0.88	≥ 2.8	1000	2007787
S-DS 01 Y 3,5X55 M	55	3.5	0.60 - 0.88	≥ 2.8	1000	2031582

S-DD 01 B

Application:

Drywall boards to metal substructure $\geq 0.75 \text{ mm} \leq 2.25 \text{ mm}$

Hard boards to metal substructure $\geq 0.75 \text{ mm} \leq 2.25 \text{ mm}$



Technical data:

Screw design	Drill point - Fine thread - Bugle head
Screw drive / recess type	PH2
Material	Carbon steel
Coating	Phosphated
Penetration depth	Min. 10mm
Recommended rotation speed	2500 - 5000 rpm
Pull-out load	$\geq 450 \text{ N}$
Standard	EN 14566
Environmental conditions	



Single screws

Tensile strength and shear strength values of single screws can be applied to collated screws too.

Description	Length L [mm]	Diameter D [mm]	Drilling capacity (DC)	Min. failure torque [Nm]	Pkg. quantity	Tensile strength [kN]	Shear strength [kN]	Item no.
S-DD 01 B 3,5x25	25	3.5	0.75 - 2.25	≥ 2.8	1000	3.8	2.3	2007752
S-DD 01 B 3,5x35	35	3.5	0.75 - 2.25	≥ 2.8	1000	3.8	2.3	2007753
S-DD 01 B 3,5x45	45	3.5	0.75 - 2.25	≥ 2.8	1000	3.8	2.3	2007754
S-DD 01 B 3,5x50	50	3.5	0.75 - 2.25	≥ 2.8	500	3.8	2.3	2007755
S-DD 01 B 3,5x55	55	3.5	0.75 - 2.25	≥ 2.8	500	3.8	2.3	2007756

Collated screws for SMD 57

Description	Length L [mm]	Diameter D [mm]	Drilling capacity (DC)	Min. failure torque [Nm]	Pkg. quantity	Item no.
S-DD 01 B 3,5x25 M	25	3.5	0.75 - 2.25	≥ 2.8	1000	2007597
S-DD 01 B 3,5x35 M	35	3.5	0.75 - 2.25	≥ 2.8	1000	2007598
S-DD 01 B 3,5x41 M	41	3.5	0.75 - 2.25	≥ 2.8	1000	2007599
S-DD 01 B 3,5x45 M	45	3.5	0.75 - 2.25	≥ 2.8	1000	2007770
S-DD 01 B 3,5x55 M	55	3.5	0.75 - 2.25	≥ 2.8	1000	2011723

Collated screws for SD-M 1 and SD-M 2

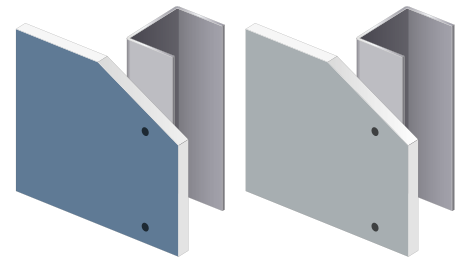
Description	Length [mm]	Diameter [mm]	Drilling capacity (DC)	Min. failure torque [Nm]	Pkg. quantity	SD-M 1	SD-M 2	Item no.
S-DD 01 B 3,5x25 M1	25	3.5	0.75 - 2.25	≥ 2.8	1000	■	■	2133730
S-DD 01 B 3,5x25 M1 (10')	25	3.5	0.75 - 2.25	≥ 2.8	10000	■	■	2071049
S-DD 01 B 3,5x35 M1	35	3.5	0.75 - 2.25	≥ 2.8	1000	■	■	2133731
S-DD 01 B 3,5x35 M1 (10')	35	3.5	0.75 - 2.25	≥ 2.8	10000	■	■	2071050
S-DD 01 B 3,5x41 M1	41	3.5	0.75 - 2.25	≥ 2.8	1000		■	2131184
S-DD 01 B 3,5x45 M1	45	3.5	0.75 - 2.25	≥ 2.8	1000		■	2131185
S-DD 01 B 3,5x51 M1	51	3.5	0.75 - 2.25	≥ 2.8	1000		■	2133732

S-DD 01 Z

Application:

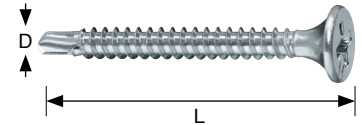
Drywall boards to metal substructure $\geq 0.75 \text{ mm} \leq 2.25 \text{ mm}$

Hard boards to metal substructure $\geq 0.75 \text{ mm} \leq 2.25 \text{ mm}$



Technical data:

Screw design	Drill point - Fine thread - Bugle head
Screw drive / recess type	PH2
Material	Carbon steel
Coating	Zinc plated
Penetration depth	Min. 10mm
Recommended rotation speed	2500 - 5000 rpm
Pull-out load	$\geq 450 \text{ N}$
Standard	EN 14566
Environmental conditions	



Single screws

Tensile strength and shear strength values of single screws can be applied to collated screws too.

Description	Length L [mm]	Diameter D [mm]	Drilling capacity (DC)	Min. failure torque [Nm]	Pkg. quantity	Tensile strength [kN]	Shear strength [kN]	Item no.
S-DD 01 Z 3,5x25	25	3.5	0.75 - 2.25	≥ 2.8	1000	3.8	2.3	2007757
S-DD 01 Z 3,5x32	32	3.5	0.75 - 2.25	≥ 2.8	1000	3.8	2.3	2007758
S-DD 01 Z 3,5x35	35	3.5	0.75 - 2.25	≥ 2.8	1000	3.8	2.3	2007759
S-DD 01 Z 3,5x45	45	3.5	0.75 - 2.25	≥ 2.8	1000	3.8	2.3	2007760
S-DD 01 Z 3,5x50	50	3.5	0.75 - 2.25	≥ 2.8	500	3.8	2.3	2007761
S-DD 01 Z 3,5x65	65	3.5	0.75 - 2.25	≥ 2.8	300	3.8	2.3	2007762

Collated screws for SMD 57


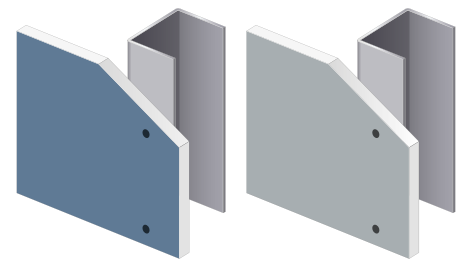
Description	Length L [mm]	Diameter D [mm]	Drilling capacity (DC)	Min. failure torque [Nm]	Pkg. quantity	Item no.
S-DD 01 Z 3,5x25 M	25	3.5	0.75 - 2.25	≥ 2.8	1000	2056546
S-DD 01 Z 3,5x32 M	32	3.5	0.75 - 2.25	≥ 2.8	1000	2007775
S-DD 01 Z 3,5x41 M	41	3.5	0.75 - 2.25	≥ 2.8	1000	2007776
S-DD 01 Z 3,5x50 M	50	3.5	0.75 - 2.25	≥ 2.8	1000	2007777

Collated screws for SD-M 1 and SD-M 2


Description	Length [mm]	Diameter [mm]	Drilling capacity (DC)	Min. failure torque [Nm]	Pkg. quantity	SD-M 1	SD-M 2	Item no.
S-DD 01 Z 3,5x25 M1	25	3.5	0.75 - 2.25	≥ 2.8	1000	■	■	2133733
S-DD 01 Z 3,5x35 M1	35	3.5	0.75 - 2.25	≥ 2.8	1000	■	■	2133734
S-DD 01 Z 3,5x41 M1	41	3.5	0.75 - 2.25	≥ 2.8	1000		■	2133735
S-DD 01 Z 3,5x45 M1	45	3.5	0.75 - 2.25	≥ 2.8	1000		■	2131186
S-DD 01 Z 3,5x51 M1	51	3.5	0.75 - 2.25	≥ 2.8	1000		■	2133736

S-DD 01 Y

Application:

Drywall boards to metal substructure $\geq 0.75 \text{ mm} \leq 2.25 \text{ mm}$ Hard boards to metal substructure $\geq 0.75 \text{ mm} \leq 2.25 \text{ mm}$ 

Technical data:

Screw design	Drill point - Fine thread - Bugle head
Screw drive / recess type	PH2
Material	Carbon steel
Coating	Yellow chromated
Penetration depth	Min. 10mm
Recommended rotation speed	2500 - 5000 rpm
Pull-out load	$\geq 450 \text{ N}$
Standard	EN 14566
Environmental conditions	



Single screws

Tensile strength and shear strength values of single screws can be applied to collated screws too.

Description	Length L [mm]	Diameter D [mm]	Drilling capacity (DC)	Min. failure torque [Nm]	Pkg. quantity	Tensile strength [kN]	Shear strength [kN]	Item no.
S-DD 01 Y 3,5x25	25	3.5	0.75 - 2.25	≥ 2.8	1000	3.8	2.3	2007763
S-DD 01 Y 3,5x41	41	3.5	0.75 - 2.25	≥ 2.8	1000	3.8	2.3	2007764

Collated screws for SMD 57

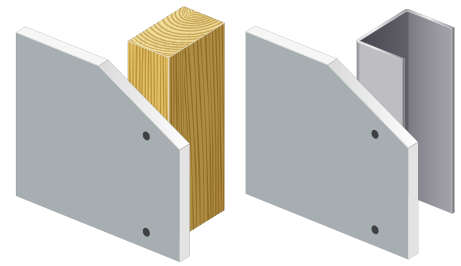
Description	Length L [mm]	Diameter D [mm]	Drilling capacity (DC)	Min. failure torque [Nm]	Pkg. quantity	Item no.
S-DD 01 Y 3,5x25 M	25	3.5	0.75 - 2.25	≥ 2.8	1000	2007771
S-DD 01 Y 3,5x35 M	35	3.5	0.75 - 2.25	≥ 2.8	1000	2007772
S-DD 01 Y 3,5x41 M	41	3.5	0.75 - 2.25	≥ 2.8	1000	2007773
S-DD 01 Y 3,5x45 M	45	3.5	0.75 - 2.25	≥ 2.8	1000	2007774

S-DS 02 Z

Application:


Drywall boards to metal substructure ≤ 0.88 mm

Drywall boards to wood substructure



Technical data:

Screw design	Stitch point - Hi/Lo thread - Bugle head
Screw drive / recess type	PH2
Material	Carbon steel
Coating	Zinc plated
Penetration depth, metal	Min. 10mm
Penetration depth, wood	Min. 20mm
Recommended rotation speed	4500 - 6000 rpm
Pull-out load, metal	≥ 300 N
Pull-out load, wood	≥ 450 N
Standard	EN 14566
Environmental conditions	



Single screws

Description	Length L [mm]	Diameter D [mm]	Drilling capacity (DC)	Min. failure torque [Nm]	Pkg. quantity	Tensile strength [kN]	Shear strength [kN]	Item no.
S-DS 02 Z 3,9x32	32	3.9	0.60 - 0.88	≥ 2.8	1000	-	-	2101572
S-DS 02 Z 3,9x41	41	3.9	0.60 - 0.88	≥ 2.8	1000	-	-	2101573
S-DS 02 Z 3,9x51	51	3.9	0.60 - 0.88	≥ 2.8	500	-	-	2101574

Collated screws for SMD 57

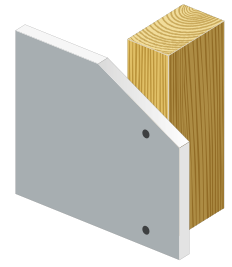
Description	Length L [mm]	Diameter D [mm]	Drilling capacity (DC)	Min. failure torque [Nm]	Pkg. quantity	Item no.
S-DS 02 Z 3,9x32 M	32	3.9	0.60 - 0.88	≥ 2.8	1000	2101575
S-DS 02 Z 3,9x41 M	41	3.9	0.60 - 0.88	≥ 2.8	1000	2101576
S-DS 02 Z 3,9x51 M	51	3.9	0.60 - 0.88	≥ 2.8	1000	2101577

Collated screws for SD-M 1 and SD-M 2


Description	Length L [mm]	Diameter D [mm]	Drilling capacity (DC)	Min. failure torque [Nm]	Pkg. quantity	SD-M 1	SD-M 2	Item no.
S-DS 02 Z 3,9x32 M1	32	3.9	0.60 - 0.88	≥ 2.8	1000	■	■	2133740
S-DS 02 Z 3,9x41 M1	41	3.9	0.60 - 0.88	≥ 2.8	1000		■	2131188
S-DS 02 Z 3,9x51 M1	51	3.9	0.60 - 0.88	≥ 2.8	1000		■	2133741

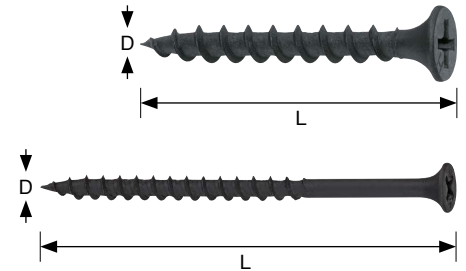
S-DS 03 B

Application:
Drywall boards to wood substructure



Technical data:

Screw design ≤ 55mm	Stitch point - Coarse thread - Bugle head
Screw design ≥ 70mm	Stitch point - Shank - Coarse thread - Bugle head
Screw drive / recess type	PH2
Material	Carbon steel
Coating	Phosphated
Penetration depth	Min. 20mm
Recommended rotation speed	4500 - 6000 rpm
Pul-out load	≥ 450 N
Standard	EN 14566
Environmental conditions	



Single screws

Tensile strength and shear strength values of single screws can be applied to collated screws too.

Description	Length L [mm]	Diameter D [mm]	Drilling capacity (DC)	Min. failure torque [Nm]	Pkg. quantity	Tensile strength [kN]	Shear strength [kN]	Item no.
S-DS 03 B 4,0x25	25	4.0	-	≥ 3.4	1000	4.7	2.8	2007726
S-DS 03 B 4,0x30	30	4.0	-	≥ 3.4	1000	4.7	2.8	2007727
S-DS 03 B 4,0x35	35	4.0	-	≥ 3.4	1000	4.7	2.8	2007728
S-DS 03 B 4,0x41	41	4.0	-	≥ 3.4	1000	4.7	2.8	2007729
S-DS 03 B 4,0x45	45	4.0	-	≥ 3.4	1000	4.7	2.8	2007730
S-DS 03 B 4,0x55	55	4.0	-	≥ 3.4	500	4.7	2.8	2007731
S-DS 03 B 4,3x70	70	4.3	-	≥ 3.6	300	6.6	4.0	2007732
S-DS 03 B 4,3x90	90	4.3	-	≥ 3.6	250	6.6	4.0	2007733

Collated screws for SMD 57

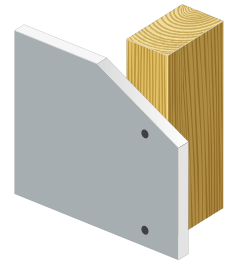
Description	Length L [mm]	Diameter D [mm]	Drilling capacity (DC)	Min. failure torque [Nm]	Pkg. quantity	Item no.
S-DS 03 B 4,0x25 M	25	4.0	-	≥ 3.4	1000	2133723
S-DS 03 B 4,0x30 M	30	4.0	-	≥ 3.4	1000	2131182
S-DS 03 B 4,0x35 M	35	4.0	-	≥ 3.4	1000	2071048
S-DS 03 B 4,0x41 M	41	4.0	-	≥ 3.4	1000	2133724
S-DS 03 B 4,0x45 M	45	4.0	-	≥ 3.4	1000	2133725
S-DS 03 B 4,0x55 M	55	4.0	-	≥ 3.4	1000	2131183

Collated screws for SD-M1 and SD-M2

Description	Length [mm]	Diameter [mm]	Drilling capacity (DC)	Min. failure torque [Nm]	Pkg. quantity	SD-M 1	SD-M 2	Item no.
S-DS 03 B 4,0x30 M1	30	4.0	-	≥ 3.4	1000	■	■	2133723
S-DS 03 B 4,0x35 M1	35	4.0	-	≥ 3.4	1000	■	■	2131182
S-DS 03 B 4,0x35 M1 (10')	35	4.0	-	≥ 3.4	10000	■	■	2071048
S-DS 03 B 4,0x41 M1	41	4.0	-	≥ 3.4	1000	■	■	2133724
S-DS 03 B 4,0x45 M1	45	4.0	-	≥ 3.4	1000	■	■	2133725
S-DS 03 B 4,0x51 M1	51	4.0	-	≥ 3.4	1000	■	■	2131183


S-DS 03 Z

Application:
Drywall boards to wood substructure



Technical data:

Screw design	Stitch point - Coarse thread - Bugle head
Screw drive / recess type	PH2
Material	Carbon steel
Coating	Zinc plated
Penetration depth	Min. 20mm
Recommended rotation speed	4500 - 6000 rpm
Pul-out load	≥ 450 N
Standard	EN 14566
Environmental conditions	



Single screws

Tensile strength and shear strength values of single screws can be applied to collated screws too.

Description	Length L [mm]	Diameter D [mm]	Drilling capacity (DC)	Min. failure torque [Nm]	Pkg. quantity	Tensile strength [kN]	Shear strength [kN]	Item no.
S-DS 03 Z 4,0x35	35	4.0	-	≥ 3.4	1000	4.7	2.8	2007734
S-DS 03 Z 4,0x41	41	4.0	-	≥ 3.4	1000	4.7	2.8	2007735
S-DS 03 Z 4,0x55	55	4.0	-	≥ 3.4	500	4.7	2.8	2007736

Collated screws for SMD 57

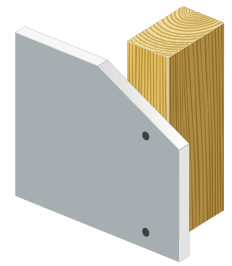
Description	Length L [mm]	Diameter D [mm]	Drilling capacity (DC)	Min. failure torque [Nm]	Pkg. quantity	Item no.
S-DS 03 Z 4,0x25 M	25	4.0	-	≥ 3.4	1000	2007798
S-DS 03 Z 4,0x35 M	35	4.0	-	≥ 3.4	1000	2007799
S-DS 03 Z 4,0x41 M	41	4.0	-	≥ 3.4	1000	2007800
S-DS 03 Z 4,0x45 M	45	4.0	-	≥ 3.4	1000	2007801
S-DS 03 Z 4,0x55 M	55	4.0	-	≥ 3.4	1000	2031584

Collated screws for SD-M 1 and SD-M 2




Description	Length [mm]	Diameter [mm]	Drilling capacity (DC)	Min. failure torque [Nm]	Pkg. quantity	SD-M 1	SD-M 2	Item no.
S-DS 03 Z 4,0x35 M1	35	4.0	-	≥ 3.4	1000	■	■	2133726
S-DS 03 Z 4,0x41 M1	41	4.0	-	≥ 3.4	1000		■	2133727
S-DS 03 Z 4,0x45 M1	45	4.0	-	≥ 3.4	1000		■	2133728
S-DS 03 Z 4,0x51 M1	51	4.0	-	≥ 3.4	1000		■	2133729


S-DS 03 S

Application:
Drywall boards to wood substructure
Lost formwork for Promat fire boards



Technical data:

Screw design	Stitch point - Coarse thread - Bugle head
Screw drive / recess type	PH2
Material	A2 stainless steel
Coating	No coating
Penetration depth	Min. 20mm
Recommended rotation speed	4500 - 6000 rpm
Pul-out load	≥ 450 N
Standard	EN 14566
Environmental conditions	  

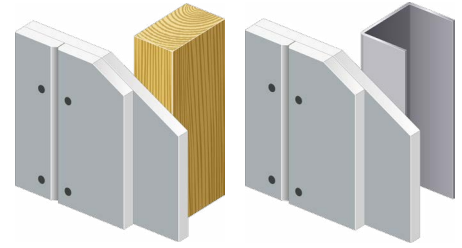


Collated screws for SMD 57

Description	Length L [mm]	Diameter D [mm]	Drilling capacity (DC)	Min. failure torque [Nm]	Pkg. quantity	Tensile strength [kN]	Shear strength [kN]	Item no.
S-DS 03 S 5,0x50 M A2	50	5.0	-	-	1000	6.6	4.1	388454


S-DS 04 B

Application:
Drywall boards to drywall boards



Technical data:

Screw design	Stitch point - Coarse thread - Bugle head
Screw drive / recess type	PH2
Material	Carbon steel
Coating	Phosphated
Penetration depth	Min. 10mm
Recommended rotation speed	4500 - 6000 rpm
Pull-out load	≥ 450 N
Standard	EN 14566
Environmental conditions	



Single screws

Description	Length L [mm]	Diameter D [mm]	Drilling capacity (DC)	Min. failure torque [Nm]	Pkg. quantity	Tensile strength [kN]	Shear strength [kN]	Item no.
S-DS 04 B 5,5x38	38	5.5	-	≥ 6.0	750	8.2	5.0	2007737


S-DS 05 B

Application:

Metal framing - overall thickness of fastened materials $\leq 1,00$ mm



Technical data:

Screw design	Stitch point - Fine thread - Pan head
Screw drive / recess type	PH2
Material	Carbon steel
Coating	Phosphated
Penetration depth	min. 10mm
Recommended rotation speed	1800 - 2500 rpm
Pull-out load	≥ 450 N
Standard	EN 14566
Environmental conditions	



Single screws

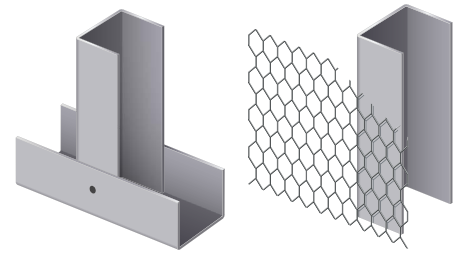
Description	Length L [mm]	Diameter D [mm]	Drilling capacity (DC)	Min. failure torque [Nm]	Pkg. quantity	Tensile strength [kN]	Shear strength [kN]	Item no.
S-DS 05 B 3,9x11	11	3.9	0.50 - 0.88	≥ 3.4	1000	5.3	3.2	388457

S-DS 06 Z

Application:


Metal framing - overall thickness of fastened materials $\leq 0,88$ mm

Wire lath to metal substructure ≤ 0.88 mm



Technical data:

Screw design	Stitch point - Fine thread - Wafer head
Screw drive / recess type	PH2
Material	Carbon steel
Coating	Zinc plated
Penetration depth	Min. 10mm
Recommended rotation speed	4500 - 6000 rpm
Pull-out load	≥ 450 N
Standard	EN 14566
Environmental conditions	



CE

Single screws


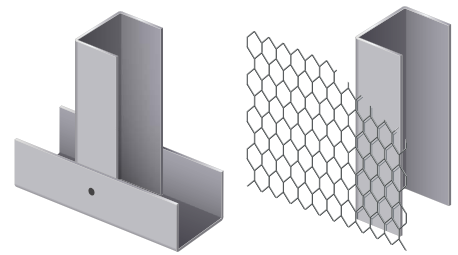
Description	Length L [mm]	Diameter D [mm]	Drilling capacity (DC)	Min. failure torque [Nm]	Pkg. quantity	Tensile strength [kN]	Shear strength [kN]	Item no.
S-DS 06 Z 4,2x13	13	4.2	0.60 - 0.88	≥ 3.4	1000	7.1	4.2	2007738
S-DS 06 Z 4,2x32	32	4.2	0.60 - 0.88	≥ 3.4	1000	7.1	4.2	2007739

S-DS 06 C




Application:

Metal framing - overall thickness of fastened materials $\leq 0,88$ mm

Wire lath to metal substructure ≤ 0.88 mm



Technical data:

Screw design	Stitch point - Fine thread - Wafer head
Screw drive / recess type	PH2
Material	Carbon steel
Coating	Zincotech AG
Penetration depth	Min. 10mm
Recommended rotation speed	4500 - 6000 rpm
Pull-out load	≥ 450 N
Standard	EN 14566
Environmental conditions	  



Single screws

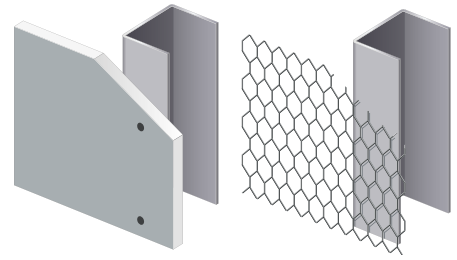
Description	Length L [mm]	Diameter D [mm]	Drilling capacity (DC)	Min. failure torque [Nm]	Pkg. quantity	Tensile strength [kN]	Shear strength [kN]	Item no.
S-DS 06 C 4,2x25	25	4.2	0.60 - 0.88	≥ 3.5	1000	-	-	400745
S-DS 06 C 4,2x32	32	4.2	0.60 - 0.88	≥ 3.5	1000	-	-	400746

S-DD 06 C

Application:

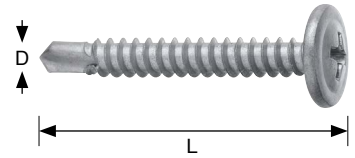
Drywall to metal 2.50 mm

Wire lath to metal 2.50 mm



Technical data:

Screw design	Drill point - Fine thread - Wafer head
Screw drive / recess type	PH2
Material	Carbon steel
Coating	Zincotech AG
Penetration depth	Min. 10mm
Recommended rotation speed	2000 - 3000 rpm
Pull-out load	≥ 450 N
Standard	EN 14566
Environmental conditions	




Single screws

Description	Length L [mm]	Diameter D [mm]	Drilling capacity (DC)	Min. failure torque [Nm]	Pkg. quantity	Tensile strength [kN]	Shear strength [kN]	Item no.
S-DD 06 C 4,2x25	25	4.2	0.75 - 2.50	≥ 5.4	1000	-	-	400748
S-DD 06 C 4,2x31	31	4.2	0.75 - 2.50	≥ 5.4	1000	-	-	400747


S-DS 07 Z

Application:

Metal framing - overall thickness of fastened materials ≤ 1.20 mm



Technical data:

Screw design	Stitch point - Fine thread - Countersunk head
Screw drive / recess type	PH2
Material	Carbon steel
Coating	Zinc plated
Penetration depth	Min. 10mm
Recommended rotation speed	1800 - 2500 rpm
Pull-out load	≥ 450 N
Standard	EN 14566
Environmental conditions	



Single screws


Description	Length L [mm]	Diameter D [mm]	Drilling capacity (DC)	Min. failure torque [Nm]	Pkg. quantity	Tensile strength [kN]	Shear strength [kN]	Item no.
S-DS 07 Z 4,0x14	14	4.0	0.50 - 1.20	≥ 5.9	1000	-	-	273769

S-DS 10 Z

Application:


Fibre boards to metal substructure ≤ 0.88 mm

Fibre boards to wood substructure



Technical data:

Screw design	Stitch point - Hi/Lo thread - Bugle head
Screw drive / recess type	PH2
Material	Carbon steel
Coating	Zinc plated
Penetration depth, metal	Min. 10mm
Penetration depth, wood	Min. 20mm
Recommended rotation speed	4500 - 6000 rpm
Pull-out load, metal	≥ 300 N
Pull-out load, wood	≥ 450 N
Standard	EN 14566
Environmental conditions	



Single screws

Tensile strength and shear strength values of single screws can be applied to collated screws too.

Description	Length L [mm]	Diameter D [mm]	Drilling capacity (DC)	Min. failure torque [Nm]	Pkg. quantity	Tensile strength [kN]	Shear strength [kN]	Item no.
S-DS 10 Z 3,9x25	25	3.9	0.60 - 0.88	≥ 2.8	1000	6.4	3.8	2007740
S-DS 10 Z 3,9x32	32	3.9	0.60 - 0.88	≥ 2.8	1000	6.4	3.8	2007741
S-DS 10 Z 3,9x41	41	3.9	0.60 - 0.88	≥ 2.8	1000	6.4	3.8	2007742

Collated screws for SMD 57


Description	Length L [mm]	Diameter D [mm]	Drilling capacity (DC)	Min. failure torque [Nm]	Pkg. quantity	Item no.
S-DS 10 Z 3,9x25 M	25	3.9	0.60 - 0.88	≥ 2.8	1000	2007802
S-DS 10 Z 3,9x32 M	32	3.9	0.60 - 0.88	≥ 2.8	1000	2007803
S-DS 10 Z 3,9x41 M	41	3.9	0.60 - 0.88	≥ 2.8	1000	2007804


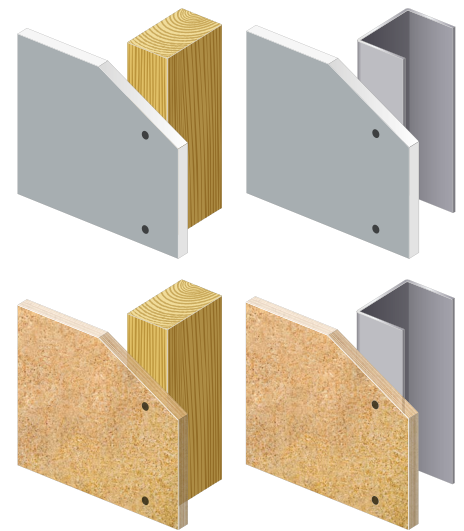
S-DD 10 Z

Application:

Drywall and hardboards to metal (max. 2.00 mm) and wood framing
Fibre boards to metal (max. 2.00 mm) and wood framing

Technical data:

Screw design	Drill point - Hi/Lo thread - Bugle head
Screw drive / recess type	PH2
Material	Carbon steel
Coating	Zinc plated
Penetration depth, metal	Min. 10mm
Penetration depth, wood	Min. 20mm
Recommended rotation speed	2000 - 3000 rpm
Pull-out load, metal	≥ 300 N
Pull-out load, wood	≥ 450 N
Standard	EN 14566
Environmental conditions	



Single screws

Tensile strength and shear strength values of single screws can be applied to collated screws too.

Description	Length L [mm]	Diameter D [mm]	Drilling capacity (DC)	Min. failure torque [Nm]	Pkg. quantity	Tensile strength [kN]	Shear strength [kN]	Item no.
S-DD 10 Z 4,8x32	32	4.8	0.75 - 2.00	≥ 5.6	250	-	-	386074
S-DD 10 Z 4,8x51	51	4.8	0.75 - 2.00	≥ 5.6	250	-	-	386075
S-DD 10 Z 4,8x64	64	4.8	0.75 - 2.00	≥ 5.6	250	-	-	386076
S-DD 10 Z 4,8x85	85	4.8	0.75 - 2.00	≥ 5.6	250	-	-	386077

Collated screws for SMD 57

Description	Length L [mm]	Diameter D [mm]	Drilling capacity (DC)	Min. failure torque [Nm]	Pkg. quantity	Item no.
S-DD 10 Z 4,5x32 M	32	4.5	0.75 - 2.00	≥ 3.5	250	386078
S-DD 10 Z 4,5x51 M	51	4.5	0.75 - 2.00	≥ 3.5	250	386191

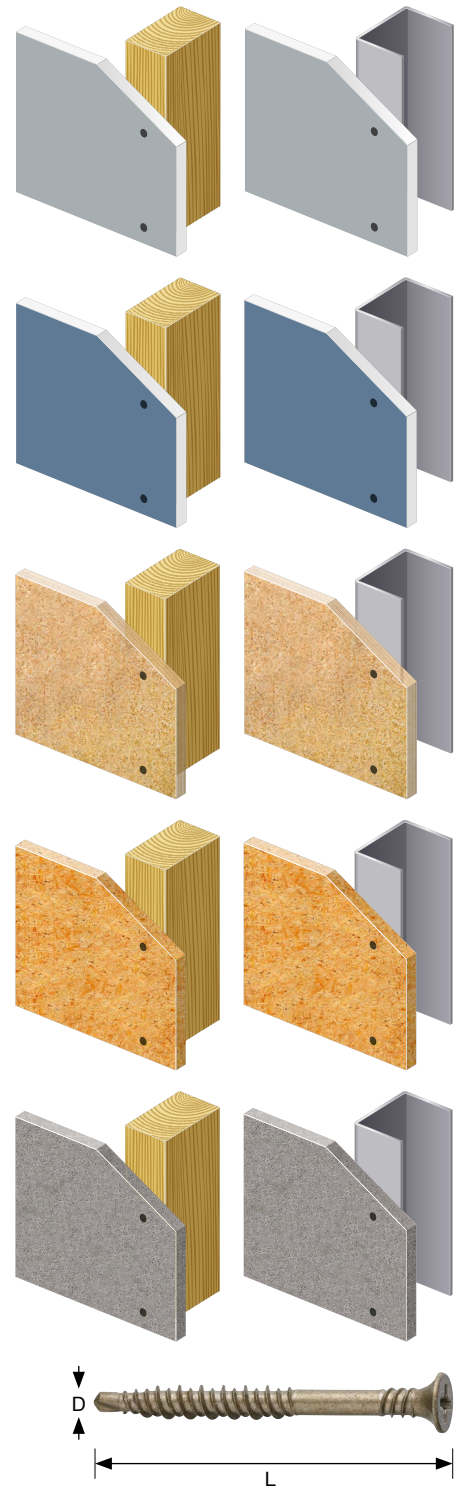
S-DD 10 C

Application:

Drywall and hardboards to metal (max. 2.00 mm) and wood framing
 Exterior boards to metal (max. 2.00 mm) and wood framing
 Fibre boards to metal (max. 2.00 mm) and wood framing

Technical data:

Screw design	Drill point - Hi/Lo thread - Bugle head
Screw drive / recess type	PH2
Material	Carbon steel
Coating	Zincotech Ag
Penetration depth, metal	Min. 10mm
Penetration depth, wood	Min. 20mm
Recommended rotation speed	2000 - 3000 rpm
Pull-out load, metal	≥ 300 N
Pull-out load, wood	≥ 450 N
Standard	EN 14566
Environmental conditions	



Single screws

Tensile strength and shear strength values of single screws can be applied to collated screws too.

Description	Length L [mm]	Diameter D [mm]	Drilling capacity (DC)	Min. failure torque [Nm]	Pkg. quantity	Tensile strength [kN]	Shear strength [kN]	Item no.
S-DD 10 C 4,8x32	32	4.8	0.75 - 2.00	≥ 5.6	250	-	-	386063
S-DD 10 C 4,8x51	51	4.8	0.75 - 2.00	≥ 5.6	250	-	-	386064
S-DD 10 C 4,8x64	64	4.8	0.75 - 2.00	≥ 5.6	250	-	-	386065
S-DD 10 C 4,8x85	85	4.8	0.75 - 2.00	≥ 5.6	250	-	-	386066

Collated screws for SMD 57



Description	Length L [mm]	Diameter D [mm]	Drilling capacity (DC)	Min. failure torque [Nm]	Pkg. quantity	Item no.
S-DD 10 C 4,5x32 M	32	4.5	0.75 - 2.00	≥ 3.5	1000	386067
S-DD 10 C 4,5x51 M	51	4.5	0.75 - 2.00	≥ 3.5	1000	386068

S-DS 14 B

Application:

Fibre boards to wood and metal substructure ≤ 0.88 mm

Fermacell boards to wood and metal substructure ≤ 0.88 mm



Technical data:

Screw design	Stitch point - Fine thread - Countersunk head
Screw drive / recess type	PH2
Material	Carbon steel
Coating	Phosphated
Penetration depth	Min. 10mm
Recommended rotation speed	4500 - 6000 rpm
Pull-out load	≥ 450 N
Standard	EN 14566
Environmental conditions	

Single screws

Tensile strength and shear strength values of single screws can be applied to collated screws too.

Description	Length L [mm]	Diameter D [mm]	Drilling capacity (DC)	Min. failure torque [Nm]	Pkg. quantity	Tensile strength [kN]	Shear strength [kN]	Item no.
S-DS 14 B 4,0x19	19	4.0	0.60 - 0.88	≥ 3.4	1000	4.7	2.8	2007743
S-DS 14 B 4,0x22	22	4.0	0.60 - 0.88	≥ 3.4	1000	4.7	2.8	2007744
S-DS 14 B 4,0x25	25	4.0	0.60 - 0.88	≥ 3.4	1000	4.7	2.8	2007745
S-DS 14 B 4,0x30	30	4.0	0.60 - 0.88	≥ 3.4	1000	4.7	2.8	2007746
S-DS 14 B 4,0x35	35	4.0	0.60 - 0.88	≥ 3.4	1000	4.7	2.8	2007747
S-DS 14 B 4,0x45	45	4.0	0.60 - 0.88	≥ 3.4	1000	4.7	2.8	2007748

Collated screws for SMD 57

Description	Length L [mm]	Diameter D [mm]	Drilling capacity (DC)	Min. failure torque [Nm]	Pkg. quantity	Item no.
S-DS 14 B 4,0x25 M	25	4.0	0.60 - 0.88	≥ 3.4	1000	2007805
S-DS 14 B 4,0x30 M	30	4.0	0.60 - 0.88	≥ 3.4	1000	2007806
S-DS 14 B 4,0x35 M	35	4.0	0.60 - 0.88	≥ 3.4	1000	2007808
S-DS 14 B 4,0x45 M	45	4.0	0.60 - 0.88	≥ 3.4	1000	2007807


Collated screws for SD-M1 and SD-M2

Description	Length [mm]	Diameter [mm]	Drilling capacity (DC)	Min. failure torque [Nm]	Pkg. quantity	SD-M 1	SD-M 2	Item no.
S-DS 14 B 4,0x25 M1	25	4.0	0.60 - 0.88	≥ 3.4	1000	■	■	2133737
S-DS 14 B 4,0x35 M1	35	4.0	0.60 - 0.88	≥ 3.4	1000	■	■	2131187
S-DS 14 B 4,0x45 M1	45	4.0	0.60 - 0.88	≥ 3.4	1000		■	2133738
S-DS 14 B 4,0x51 M1	51	4.0	0.60 - 0.88	≥ 3.4	1000		■	2133739

S-DS 14 Z


Application:

Fibre boards to metal substructure ≤ 0.88 mm



Technical data:

Screw design	Stitch point - Fine thread - Countersunk head
Screw drive / recess type	PH2
Material	Carbon steel
Coating	Zinc plated
Penetration depth	Min. 10mm
Recommended rotation speed	4500 - 6000 rpm
Pull-out load	≥ 450 N
Standard	EN 14566
Environmental conditions	



Single screws*

Description	Length L [mm]	Diameter D [mm]	Drilling capacity (DC)	Min. failure torque [Nm]	Pkg. quantity	Tensile strength [kN]	Shear strength [kN]	Item no.
S-DS 14 Z 3,0x20	20	3.0	0.60 - 0.88	≥ 1.5	1000	-	-	286950


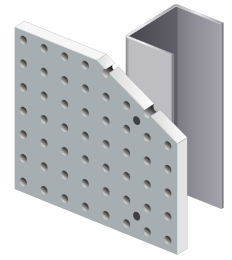
* no

Collated screws for SMD 57

Description	Length L [mm]	Diameter D [mm]	Drilling capacity (DC)	Min. failure torque [Nm]	Pkg. quantity	Tensile strength [kN]	Shear strength [kN]	Item no.
S-DS 14 Z 4,0x25 M	25	4.0	0.60 - 0.88	≥ 3.4	1000	3.8	2.3	2007809

S-DS 16 B

Application:
Acoustic boards to metal substructure ≤ 0.88 mm



Technical data:

Screw design	Stitch point - Fine thread - Countersunk head
Screw drive / recess type	PH2
Material	Carbon steel
Coating	Phosphated
Penetration depth	Min. 10mm
Recommended rotation speed	4500 - 6000 rpm
Pull-out load	≥ 450 N
Standard	EN 14566
Environmental conditions	

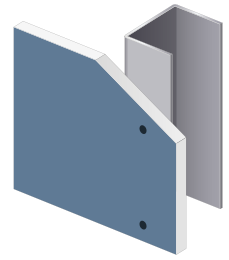


Single screws

Description	Length L [mm]	Diameter D [mm]	Drilling capacity (DC)	Min. failure torque [Nm]	Pkg. quantity	Tensile strength [kN]	Shear strength [kN]	Item no.
S-DS 16 B 3,5x30	30	3.5	0.60 - 0.88	≥ 2.8	1000	-	-	2156350


S-DS 20 B

Application:
Hard boards to metal substructure ≤ 0.88 mm



Technical data:

Screw design	Stitch point - Fine and counter thread - Bugle head
Screw drive / recess type	PH2
Material	Carbon steel
Coating	Phosphated
Penetration depth	Min. 10mm
Recommended rotation speed	4500 - 6000 rpm
Pull-out load	≥ 450 N
Standard	EN 14566
Environmental conditions	



Single screws

Tensile strength and shear strength values of single screws can be applied to collated screws too.

Description	Length L [mm]	Diameter D [mm]	Drilling capacity (DC)	Min. failure torque [Nm]	Pkg. quantity	Tensile strength [kN]	Shear strength [kN]	Item no.
S-DS 20 B 3,9x25	25	3.9	0.60 - 0.88	≥ 3.4	1000	6.4	3.8	2065472
S-DS 20 B 3,9x35	35	3.9	0.60 - 0.88	≥ 3.4	1000	6.4	3.8	2065473
S-DS 20 B 3,9x45	45	3.9	0.60 - 0.88	≥ 3.4	1000	6.4	3.8	2065474

Collated screws for SMD 57


Description	Length L [mm]	Diameter D [mm]	Drilling capacity (DC)	Min. failure torque [Nm]	Pkg. quantity	Item no.
S-DS 20 B 3,9x25 M	25	3.9	0.60 - 0.88	≥ 3.4	1000	2065475
S-DS 20 B 3,9x35 M	35	3.9	0.60 - 0.88	≥ 3.4	1000	2065476
S-DS 20 B 3,9x45 M	45	3.9	0.60 - 0.88	≥ 3.4	1000	2065477

Collated screws for SD-M1 and SD-M2


Description	Length [mm]	Diameter [mm]	Drilling capacity (DC)	Min. failure torque [Nm]	Pkg. quantity	SD-M 1	SD-M 2	Item no.
S-DS 20 B 3,9x25 M1	25	3.9	0.60 - 0.88	≥ 3.4	1000	■	■	2135876
S-DS 20 B 3,9x35 M1	35	3.9	0.60 - 0.88	≥ 3.4	1000	■	■	2135877
S-DS 20 B 3,9x45 M1	45	3.9	0.60 - 0.88	≥ 3.4	1000		■	2135878

S-DD 02 Z

Application:

Metal framing - overall thickness of fastened materials $\leq 2,75$ mm

Technical data:

Screw design	Drill point - Fine thread - Pan head
Screw drive / recess type	PH2
Material	Carbon steel
Coating	Zinc plated
Thickness fastened (MF) steel	max. 3mm
Recommended rotation speed	1800 - 2500 rpm
Pull-out load	≥ 450 N
Standard	EN 14566
Environmental conditions	



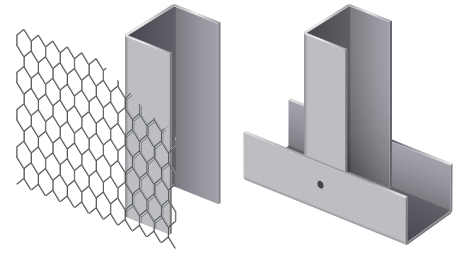
Single screws

Description	Length L [mm]	Diameter D [mm]	Drilling capacity (DC)	Min. failure torque [Nm]	Pkg. quantity	Tensile strength [kN]	Shear strength [kN]	Item no.
S-DD 02 Z 3,9x11	11	3.9	0.75 - 2.75	≥ 3.4	1000	6.4	3.8	2143013

S-DD 03 Z

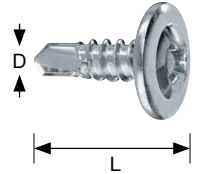
Application:

Metal framing - overall thickness of fastened materials $\leq 2,50$ mm
Wire lath to metal substructure



Technical data:

Screw design	Drill point - Fine thread - Wafer head
Screw drive / recess type	PH2
Material	Carbon steel
Coating	Zinc plated
Penetration depth	Min. 10mm
Recommended rotation speed	1800 - 2500 rpm
Pull-out load	≥ 450 N
Standard	EN 14566
Environmental conditions	



Single screws



Tensile strength and shear strength values of single screws can be applied to collated screws too.

Description	Length L [mm]	Diameter D [mm]	Drilling capacity (DC)	Min. failure torque [Nm]	Pkg. quantity	Tensile strength [kN]	Shear strength [kN]	Item no.
S-DD 03 Z 4,2x13	13	4.2	0.88 - 2.50	≥ 5.4	1000	7.1	4.2	386638
S-DD 03 Z 4,2x25	25	4.2	0.88 - 2.50	≥ 5.4	1000	7.1	4.2	386639


S-DD 03 Z LH

Application:

Metal framing - overall thickness of fastened materials $\leq 3,00$ mm



Technical data:

Screw design	Drill point - Fine thread - Low head
Screw drive / recess type	PH2
Material	Carbon steel
Coating	Zinc plated
Penetration depth	Min. 10mm
Recommended rotation speed	1800 - 2500 rpm
Pull-out load	≥ 450 N
Standard	EN 14566
Environmental conditions	




Single screws

Description	Length L [mm]	Diameter D [mm]	Drilling capacity (DC)	Min. failure torque [Nm]	Pkg. quantity	Tensile strength [kN]	Shear strength [kN]	Item no.
S-DD 03 Z 4,2x15 LH	15	4.2	0.75 - 2.00	≥ 5.4	1000	-	-	2125878
S-DD 03 Z 4,8x17 LH	17	4.8	0.75 - 3.00	≥ 7.0	1000	-	-	2125877

S-DD 07 Z


Application:

Metal framing - overall thickness of fastened materials $\leq 2,75$ mm





Technical data:


Screw design	Drill point - Fine thread - Countersunk head
Screw drive / recess type	PH2
Material	Carbon steel
Coating	Zinc plated
Thickness fastened (MF) steel	max. 3mm
Recommended rotation speed	1800 - 2500 rpm
Pull-out load	≥ 450 N
Standard	EN 14566
Environmental conditions	



Single screws

Description	Length L [mm]	Diameter D [mm]	Drilling capacity (DC)	Min. failure torque [Nm]	Pkg. quantity	Tensile strength [kN]	Shear strength [kN]	Item no.
S-DD 02 Z 4,0x13	13	4.0	0.75 - 2.75	≥ 3.6	1000	-	-	273770

S-DD 08 Z**Application:****Metal framing - overall thickness of fastened materials $\leq 2,75$ mm****Technical data:**


Screw design	Drill point - Fine thread - Pan head
Screw drive / recess type	PH2
Material	Carbon steel
Coating	Zinc plated
Thickness fastened (MF) steel	max. 3mm
Recommended rotation speed	1800 - 2500 rpm
Pull-out load	≥ 450 N
Standard	EN 14566
Environmental conditions	

**Single screws**

Description	Length L [mm]	Diameter D [mm]	Drilling capacity (DC)	Min. failure torque [Nm]	Pkg. quantity	Tensile strength [kN]	Shear strength [kN]	Item no.
S-DD 08 Z 3,5x9.5	9.5	3.5	0.75 - 2.75	≥ 2.8	1000	3.8	2.3	2143014


S-MD 03 PZ

Application:
Metal track to door frame



Technical data:

Screw design	Drill point - Fine thread - Pan head
Screw drive / recess type	PH2
Material	Carbon steel
Coating	Zinc plated
Penetration depth	Min. 10mm
Recommended rotation speed	1800 - 2500 rpm
Pull-out load	≥ 450 N
Standard	EN 14566
Environmental conditions	





CE

Single screws

Description	Length L [mm]	Diameter D [mm]	Drilling capacity (DC)	Min. failure torque [Nm]	Pkg. quantity	Tensile strength [kN]	Shear strength [kN]	Item no.
S-MD 03 PZ 4,8x16	16	4.8	2.80 - 4.50	≥ 6.9	500	9.1	5.4	388931

S-WS 03 Z

Application:
Fastening electrical sockets to wood
Wood boards to wood substructure



Technical data:


Screw design	Stitch point - Coarse thread - Pan head
Screw drive / recess type	PH2
Material	Carbon steel
Coating	Zinc plated
Penetration depth	Min. 20mm
Recommended rotation speed	2500 - 5000 rpm
Pull-out load	≥ 450 N
Standard	EN 14566
Environmental conditions	

Single screws

Description	Length L [mm]	Diameter D [mm]	Drilling capacity (DC)	Min. failure torque [Nm]	Pkg. quantity	Tensile strength [kN]	Shear strength [kN]	Item no.
S-WS 03 Z 4,2x22	22	4.2	-	≥ 3.5	500	-	-	413321
S-WS 03 Z 4,2x35	35	4.2	-	≥ 3.5	500	-	-	413322
S-WS 03 Z 4,2x45	45	4.2	-	≥ 3.5	200	-	-	413323
S-WS 03 Z 4,2x55	55	4.2	-	≥ 3.5	200	-	-	413324


S-WS 04 B

Application:
Installation of roofing strip to wood



Technical data:

Screw design	Stitch point - Coarse thread - Wafer head
Screw drive / recess type	PH2
Material	Carbon steel
Coating	Phosphated
Penetration depth	Min. 15mm
Recommended rotation speed	2500 - 5000 rpm
Pull-out load	≥ 450 N
Standard	EN 14566
Environmental conditions	




Single screws

Description	Length L [mm]	Diameter D [mm]	Drilling capacity (DC)	Min. failure torque [Nm]	Pkg. quantity	Tensile strength [kN]	Shear strength [kN]	Item no.
S-WS 04 B 4,2x17	17	4.2	-	≥ 3.5	1000	-	-	413807

S-WS 08 Z


Application:
Wood boards to wood substructure



Technical data:

Screw design	Stitch point - Coarse thread - Countersunk head
Screw drive / recess type	PH2
Material	Carbon steel
Coating	Zinc plated
Penetration depth	Min. 20mm
Recommended rotation speed	2500 - 5000 rpm
Pull-out load	≥ 450 N
Standard	EN 14566
Environmental conditions	

Single and SMD 57



SD-M 1 and SD-M 2



Single screws

Tensile strength and shear strength values of single screws can be applied to collated screws too.

Description	Length L [mm]	Diameter D [mm]	Drilling capacity (DC)	Min. failure torque [Nm]	Pkg. quantity	Tensile strength [kN]	Shear strength [kN]	Item no.
S-WS 08 Z 3,9x30	30	3.9	-	≥ 2.8	1000	-	-	387987
S-WS 08 Z 3,9x41	41	3.9	-	≥ 2.8	1000	-	-	388014
S-WS 08 Z 4,2x51	51	4.2	-	≥ 3.5	500	-	-	388015

Collated screws for SMD 57


Description	Length [mm]	Diameter [mm]	Drilling capacity (DC)	Min. failure torque [Nm]	Pkg. quantity	Item no.
S-WS 08 Z 4,2x30 M	30	4.2	-	≥ 3.5	1000	388025
S-WS 08 Z 4,2x41 M	41	4.2	-	≥ 3.5	1000	400759
S-WS 08 Z 4,2x51 M	51	4.2	-	≥ 3.5	1000	388092

Collated screws for SD-M 1 and SD-M 2

Description	Length [mm]	Diameter [mm]	Drilling capacity (DC)	Min. failure torque [Nm]	Pkg. quantity	SD-M 1	SD-M 2	Item no.
S-WS 08 Z 4,2x32 M1	32	4.2	-	≥ 3.5	1000	■	■	2133742
S-WS 08 Z 4,2x41 M1	41	4.2	-	≥ 3.5	1000		■	2130995
S-WS 08 Z 4,2x51 M1	51	4.2	-	≥ 3.5	1000		■	2133743

S-WS 08 C

Application:
Fastening exterior wood decks to wood substructure
Fastening wood details to wood substructure



Technical data:

Screw design	Cut point - Fine thread - Countersunk head
Screw drive / recess type, single	TX20
Screw drive / recess type, collated	PH2
Material	Carbon steel
Coating	Zincotech Au
Penetration depth	Min. 20mm
Recommended rotation speed	2000 - 3000 rpm
Pull-out load	≥ 450 N
Standard	EN 14566
Environmental conditions	



Single screws

Tensile strength and shear strength values of single screws can be applied to collated screws too.

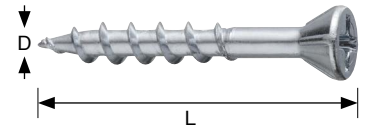

Description	Length L [mm]	Diameter D [mm]	Drilling capacity (DC)	Min. failure torque [Nm]	Pkg. quantity	Tensile strength [kN]	Shear strength [kN]	Item no.
S-WS 08 C 4,2x41	41	4.2	-	≥ 3.5	500	-	-	400755
S-WS 08 C 4,2x57	57	4.2	-	≥ 3.5	500	-	-	400756
S-WS 08 C 4,8x75	75	4.8	-	≥ 5.6	250	-	-	386069

Collated screws for SMD 57




Description	Length L [mm]	Diameter D [mm]	Drilling capacity (DC)	Min. failure torque [Nm]	Pkg. quantity	Item no.
S-WS 08 C 4,2x41	41	4.2	-	≥ 3.5	1000	400757
S-WS 08 C 4,2x51	51	4.2	-	≥ 3.5	1000	400758

S-WS 08 S

Application:
Fastening exterior wood decks to wood substructure



Technical data:

Screw design	Stitch point - Coarse thread - Countersunk head
Screw drive / recess type	PH2
Material	A2 stainless steel
Coating	Zincotech Au
Penetration depth	Min. 20mm
Recommended rotation speed	2000 - 3000 rpm
Pull-out load	≥ 450 N
Standard	EN 14566
Environmental conditions	  

Collated screws for SMD 57

Description	Length [mm]	Diameter [mm]	Drilling capacity (DC)	Min. failure torque [Nm]	Pkg. quantity	Tensile strength [kN]	Shear strength [kN]	Item no.
S-WS 08 S 4,2x41 M	41	4.2	-	≥ 3.5	1000	-	-	386072
S-WS 08 S 4,2x51 M	51	4.2	-	≥ 3.5	1000	-	-	386073


S-WS 11 Z

Application:

Universal screw - fastening wood or drywall boards to wood or metal substructure


Fastening reinforcing metal sheets on top of drywall boards to metal substructure

Fastening reinforcing metal sheets on top of drywall boards to wood substructure



Technical data:

Screw design	Stitch point - Fine thread - Wafer head
Screw drive / recess type	PH2
Material	Carbon steel
Coating	Zinc plated
Penetration depth	Min. 20mm
Recommended rotation speed	2000 - 3000 rpm
Pull-out load	≥ 450 N
Standard	EN 14566
Environmental conditions	



Single screws

Description	Length L [mm]	Diameter D [mm]	Drilling capacity (DC)	Min. failure torque [Nm]	Pkg. quantity	Tensile strength [kN]	Shear strength [kN]	Item no.
S-WS 11 Z 4,2x45	45	4.2	-	≥ 3.5	500	-	-	2107698
S-WS 11 Z 4,2x65	65	4.2	-	≥ 3.5	250	-	-	2107699
S-WS 11 Z 4,2x75	75	4.2	-	≥ 3.5	250	-	-	2107850
S-WS 11 Z 4,2x85	85	4.2	-	≥ 3.5	200	-	-	2107851
S-WS 11 Z 4,8x100	100	4.8	-	≥ 5.6	100	-	-	400744


S-WS 11 Y


Application:


Universal screw - fastening wood or drywall boards to wood or metal substructure

Fastening reinforcing metal sheets on top of drywall boards to metal substructure

Fastening reinforcing metal sheets on top of drywall boards to wood substructure

**Technical data:**

Screw design	Stitch point - Fine thread - Wafer head
Screw drive / recess type	PH2
Material	Carbon steel
Coating	Yellow chromated
Penetration depth	Min. 20mm
Recommended rotation speed	2000 - 3000 rpm
Pull-out load	≥ 450 N
Standard	EN 14566
Environmental conditions	

**Single screws**


Description	Length L [mm]	Diameter D [mm]	Drilling capacity (DC)	Min. failure torque [Nm]	Pkg. quantity	Tensile strength [kN]	Shear strength [kN]	Item no.
S-WS 11 Y 4,2x45	45	4.2	-	≥ 3.5	500	-	-	400740
S-WS 11 Y 4,2x65	65	4.2	-	≥ 3.5	250	-	-	400741
S-WS 11 Y 4,2x75	75	4.2	-	≥ 3.5	250	-	-	400742
S-WS 11 Y 4,2x85	85	4.2	-	≥ 3.5	200	-	-	400743

S-WS 12 Z

Application:


Wood boards to wood substructure

Wood boards to metal substructure ≤ 0.88 mm



Technical data:

Screw design	Stitch point - Hi/Lo thread - Countersunk head
Screw drive / recess type	PH2
Material	Carbon steel
Coating	Zinc plated
Penetration depth, metal	Min. 10mm
Penetration depth, wood	Min. 20mm
Recommended rotation speed	2500 - 5000 rpm
Pull-out load, metal	≥ 300 N
Pull-out load, wood	≥ 450 N
Standard	EN 14566
Environmental conditions	



Single screws

Tensile strength and shear strength values of single screws can be applied to collated screws too.

Description	Length L [mm]	Diameter D [mm]	Drilling capacity (DC)	Min. failure torque [Nm]	Pkg. quantity	Tensile strength [kN]	Shear strength [kN]	Item no.
S-WS 12 Z 4,2x30	30	4.2	0.60 - 0.88	≥ 3.5	1000	-	-	400760

Collated screws for SMD 57

Description	Length L [mm]	Diameter D [mm]	Drilling capacity (DC)	Min. failure torque [Nm]	Pkg. quantity	Item no.
S-WS 12 Z 4,2x30 M	30	4.2	0.60 - 0.88	≥ 3.5	1000	400763



Collated screws for SD-M 1 and SD-M 2

Description	Length L [mm]	Diameter D [mm]	Drilling capacity (DC)	Min. failure torque [Nm]	Pkg. quantity	SD-M 1	SD-M 2	Item no.
S-WS 12 Z 4,2x32 M1	32	4.2	0.60 - 0.88	≥ 3.5	1000	■	■	2133744
S-WS 12 Z 4,2x41 M1	41	4.2	0.60 - 0.88	≥ 3.5	1000		■	2130996

S-WS 13 Z

Application:

Wood boards to metal substructure ≤ 0.88 mm



Technical data:

Screw design	Stitch point - Fine thread - Countersunk head
Screw drive / recess type	PH2
Material	Carbon steel
Coating	Zinc plated
Penetration depth	Min. 10mm
Recommended rotation speed	2500 - 5000 rpm
Pull-out load	≥ 300 N
Standard	EN 14566
Environmental conditions	

Single screws

Tensile strength and shear strength values of single screws can be applied to collated screws too.

Description	Length L [mm]	Diameter D [mm]	Drilling capacity (DC)	Min. failure torque [Nm]	Pkg. quantity	Tensile strength [kN]	Shear strength [kN]	Item no.
S-WS 13 Z 3,9x30	30	3.9	0.60 - 0.88	≥ 3.5	1000	-	-	400761

Collated screws for SMD 57


Description	Length L [mm]	Diameter D [mm]	Drilling capacity (DC)	Min. failure torque [Nm]	Pkg. quantity	Item no.
S-WS 13 Z 3,9x30 M	30	3.9	0.60 - 0.88	≥ 3.5	1000	400762
S-WS 13 Z 3,9x41 M	41	3.9	0.60 - 0.88	≥ 3.5	1000	400739

Collated screws for SD-M 1 and SD-M 2

Description	Length L [mm]	Diameter D [mm]	Drilling capacity (DC)	Min. failure torque [Nm]	Pkg. quantity	SD-M 1	SD-M 2	Item no.
S-WS 13 Z 3,9x32 M1	32	3.9	0.60 - 0.88	≥ 3.5	1000	■	■	2133745
S-WS 13 Z 3,9x41 M1	41	3.9	0.60 - 0.88	≥ 3.5	1000		■	2130997


S-WS 16 S

Application:
Wood boards to wood substructure
Fastening sanitary equipment to wood substructure



Technical data:

Screw design	Stitch point - Coarse thread - Hex head
Screw drive / recess type, D=4.0	PZ2
Screw drive / recess type, D=5.5	PZ3
Material	A2 stainless steel
Coating	No coating
Penetration depth	Min. 20mm
Recommended rotation speed	2000 - 3000 rpm
Pull-out load	≥ 450 N
Standard	EN 14566
Environmental conditions	





Single screws

Description	Length L [mm]	Diameter D [mm]	Drilling capacity (DC)	Min. failure torque [Nm]	Pkg. quantity	Tensile strength [kN]	Shear strength [kN]	Item no.
S-WS 16 S 4,0x30	30	4.0	-	-	100	-	-	416942
S-WS 16 S 5,5x40	40	5.5	-	-	100	-	-	416943
S-WS 16 S 5,5x50	50	5.5	-	-	100	-	-	416944
S-WS 16 S 5,5x60	60	5.5	-	-	100	-	-	416945
S-WS 16 S 5,5x75	75	5.5	-	-	100	-	-	416946
S-WS 16 S 5,5x100	100	5.5	-	-	100	-	-	416947

S-WS 22 C

Application:
Wood boards to wood substructure
Fastening wood support for outside wood decks



Technical data:

Screw design	Stitch point - Coarse thread - Hex head
Screw drive / recess type, D=8	Hexagon 10
Screw drive / recess type, D=10	Hexagon 13
Material	Carbon steel
Coating	Zincotech Ag
Penetration depth	Min. 20mm
Recommended rotation speed	2000 - 3000 rpm
Pull-out load	≥ 450 N
Standard	EN 14566
Environmental conditions	




Single screws

Description	Length L [mm]	Diameter D [mm]	Drilling capacity (DC)	Min. failure torque [Nm]	Pkg. quantity	Tensile strength [kN]	Shear strength [kN]	Item no.
S-WS 22 C 8x60	60	8.0	-	≥ 16.9	100	-	-	387429
S-WS 22 C 10x60	60	10.0	-	≥ 16.9	50	-	-	387236
S-WS 22 C 10x75	75	10.0	-	≥ 16.9	50	-	-	387597
S-WS 22 C 10x100	100	10.0	-	≥ 16.9	50	-	-	387599
S-WS 22 C 10x120	120	10.0	-	≥ 16.9	50	-	-	387639
S-WS 22 C 10x140	140	10.0	-	≥ 16.9	50	-	-	387709

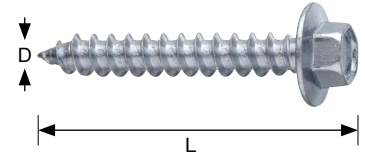
S-WS 55 Z

Application:
Wood boards to wood substructure



Technical data:

Screw design	Stitch point - Coarse thread - Hex head
Screw drive / recess type	Hexagon 8
Material	Carbon steel
Coating	Zinc plated
Penetration depth	Min. 20mm
Recommended rotation speed	500 - 1000 rpm
Pull-out load	≥ 450 N
Standard	EN 14566
Environmental conditions	

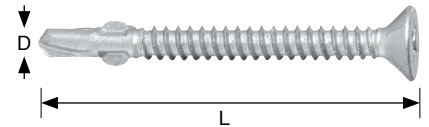



Single screws

Description	Length L [mm]	Diameter D [mm]	Drilling capacity (DC)	Min. failure torque [Nm]	Pkg. quantity	Tensile strength [kN]	Shear strength [kN]	Item no.
S-WS 55 Z 6x40	40	6.0	-	≥ 10.4	100	-	-	400749
S-WS 55 Z 6x50	50	6.0	-	≥ 10.4	100	-	-	400750
S-WS 55 Z 6x60	60	6.0	-	≥ 10.4	100	-	-	400751
S-WS 55 Z 6x75	75	6.0	-	≥ 10.4	100	-	-	400752
S-WS 55 Z 6x100	100	6.0	-	≥ 10.4	100	-	-	400753

S-WD 11 Z

Application:

Wood boards to metal substructure ≤ 2.25 mm

Technical data:

Screw design	Drill point - Wings - Fine thread - Countersunk head
Screw drive / recess type	PH2
Material	Carbon steel
Coating	Zinc plated
Penetration depth	Min. 15mm
Recommended rotation speed	1800 - 2500 rpm
Pull-out load	≥ 300 N
Standard	EN 14566
Environmental conditions	



Single screws *

Tensile strength and shear strength values of single screws can be applied to collated screws too.

Description	Length L [mm]	Diameter D [mm]	Drilling capacity (DC)	Min. failure torque [Nm]	Pkg. quantity	Tensile strength [kN]	Shear strength [kN]	Item no.
S-WD 11 Z 3,8x30	30	3.8	0.63 - 2.25	≥ 2.8	1000	-	-	413325
S-WD 11 Z 3,8x41	41	3.8	0.63 - 2.25	≥ 2.8	500	-	-	413326
S-WD 11 Z 3,8x57	57	3.8	0.63 - 2.25	≥ 2.8	500	-	-	413804

Collated screws for SMD 57 *

Description	Length L [mm]	Diameter D [mm]	Drilling capacity (DC)	Min. failure torque [Nm]	Pkg. quantity	Item no.
S-WD 11 Z 3,8x30 M	30	3.8	0.63 - 2.25	≥ 2.8	1000	413805
S-WD 11 Z 3,8x41 M	41	3.8	0.63 - 2.25	≥ 2.8	1000	413806

* no

Collated screws for SD-M 1 and SD-M 2

Description	Length L [mm]	Diameter D [mm]	Drilling capacity (DC)	Min. failure torque [Nm]	Pkg. quantity	SD-M 1	SD-M 2	Item no.
S-WD 11 Z 3,9x32 M1	32	3.9	0.63 - 2.25	≥ 3.8	1000	■	■	2135879
S-WD 11 Z 3,9x41 M1	41	3.9	0.63 - 2.25	≥ 3.8	1000		■	2135950

5. OVERVIEW OF TOOLS AND ACCESSORIES

Cordless drywall screwdriver SD 5000-A22



Ordering description	Content	Sales quantity	Item number
Cordless drywall screwdriver SD 5000-A22 toolbox	1 x SD 5000-A22 1 x Bit S-B PH2 26/1" IF 1 x Bit holder S-BH M 50/2" 1 x Hilti toolbox	1 pc	403195
Cordless drywall screwdriver SD 5000-A22 cardboard box	1 x SD 5000-A22 1 x Bit S-B PH2 26/1" IF 1 x Bit holder S-BH M 50/2"	1 pc	403196

Corded drywall screwdriver SD 5000 230V



Ordering description	Content	Sales quantity	Item number
Corded drywall screwdriver SD 5000 230V toolbox	1 x SD 5000 230V 1 x Bit S-B PH2 26/1" IF 1 x Bit holder S-BH M 50/2" 1 x Hilti toolbox	1 pc	2030406
Corded drywall screwdriver SD 5000 230V cardboard box	1 x SD 5000 230V 1 x Bit S-B PH2 26/1" IF 1 x Bit holder S-BH M 50/2"	1 pc	2020310

Corded drywall screwdriver SD 6000 230V



Ordering description	Content	Sales quantity	Item number
Corded drywall screwdriver SD 6000 230V toolbox	1 x SD 6000 230V 1 x Bit S-B PH2 26/1" IF 1 x Bit holder S-BH M 50/2" 1 x Hilti toolbox	1 pc	2030407
Corded drywall screwdriver SD 6000 230V cardboard box	1 x SD 6000 230V 1 x Bit S-B PH2 26/1" IF 1 x Bit holder S-BH M 50/2"	1 pc	2020266

Corded wood/drywall screwdriver SD 2500 230V



Ordering description	Content	Sales quantity	Item number
Corded wood/drywall screwdriver SD 2500 230V toolbox	1 x SD 2500 230V 1 x Bit S-B PH2 26/1" IF 1 x Bit holder S-BH M 75/3" 1 x Hilti toolbox	1 pc	203610
Corded wood/drywall screwdriver SD 2500 230V cardboard box	1 x SD 2500 230V 1 x Bit S-B PH2 26/1" IF 1 x Bit holder S-BH M 75/3"	1 pc	236597

OVERVIEW OF TOOLS AND ACCESSORIES

Screw magazine SD-M 1



Ordering description	Content	Sales quantity	Item number
Screw magazine SD-M 1	1 x SD-M 1 1 x Bit S-SY PH2 81/3 1/4"	1 pc	2065272

Screw magazine SD-M 2



Ordering description	Content	Sales quantity	Item number
Screw magazine SD-M 2	1 x SD-M 2 1 x Bit S-SY PH2 102/4"	1 pc	2131149

Screw magazine SMD 57



Ordering description	Content	Sales quantity	Item number
Screw magazine SMD 57	1 x SMD 57 1 x Bit S-SY PH2 116/3 1/2"	1 pc	281297

Extension tube SME



Ordering description	Content	Sales quantity	Item number
Extension tube SME	1 x Extension tube 1 x Bit holder S-BH 570 SME 1 x Side handle	1 pc	304495
Spare bit holder S-BH 570 SME		1 pc	304741

Bit holders



Ordering description	Sales quantity	Item number
Magnetic bit holder S-BH M 50/2"	1 pc	2038758
Magnetic bit holder S-BH M 75/3"	1 pc	2038759

Single bits



Ordering description	Sales quantity	Item number
Driver bit S-B PH2 25/1" IF (10)	10	2039035
Driver bit S-B PH2 25/1" IF (100)	100	2039036
Driver bit S-B PH2 25/1" IF (250)	250	2039037

Collated bits SD-M1



Material description	Sales quantity	Item number
Driver bit S-SY PH2 81/3 1/4" (5)	5	2039290
Driver bit S-SY PH2 81/3 1/4" (10)	10	2039291

Collated bits SD-M2



Material description	Sales quantity	Item number
Driver bit S-SY PH2 102/4" (5)	5	2131008
Driver bit S-SY PH2 102/4" (10)	10	2131009

Collated bits SMD 57



Material description	Sales quantity	Item number
Driver bit S-SY PH2 116/4 1/2" (5)	5	2039151
Driver bit S-SY PH2 116/4 1/2" (10)	10	2039152



Hilti Corporation
9494 Schaan, Liechtenstein
P +423-234 2965

www.facebook.com/hiltigroup
www.hilti.group